fiamma

SINCE 1977

R01

Explosion Drawing
Desenho de Explosão



ESPRESSO COFFEE MACHINE • MÁQUINA CAFÉ ESPRESSO

MÁQUINA CAFÉ VELA 2 DUAL TC .24 BLACK
MÁQUINA CAFÉ VELA 2 DUAL TC .24 WHITE
MÁQUINA CAFÉ VELA 2 DUAL .24 BLACK
MÁQUINA CAFÉ VELA 2 DUAL .24 WHITE

20210317

fiamma

RST

Management System ISO 9001:2015 TÜVRheinland CERTIFIED

ESPRESSO MACHINES EXPERTS fiamma

www.fiamma.pt

This drawing may be altered without previous notice.
Os elementos deste desenho podem ser alterados sem aviso prévio.

MÁQ. CAFÉ VELA 2 DUAL

ESPRESSO COFFEE MACHINE VELA 2 DUAL

R01

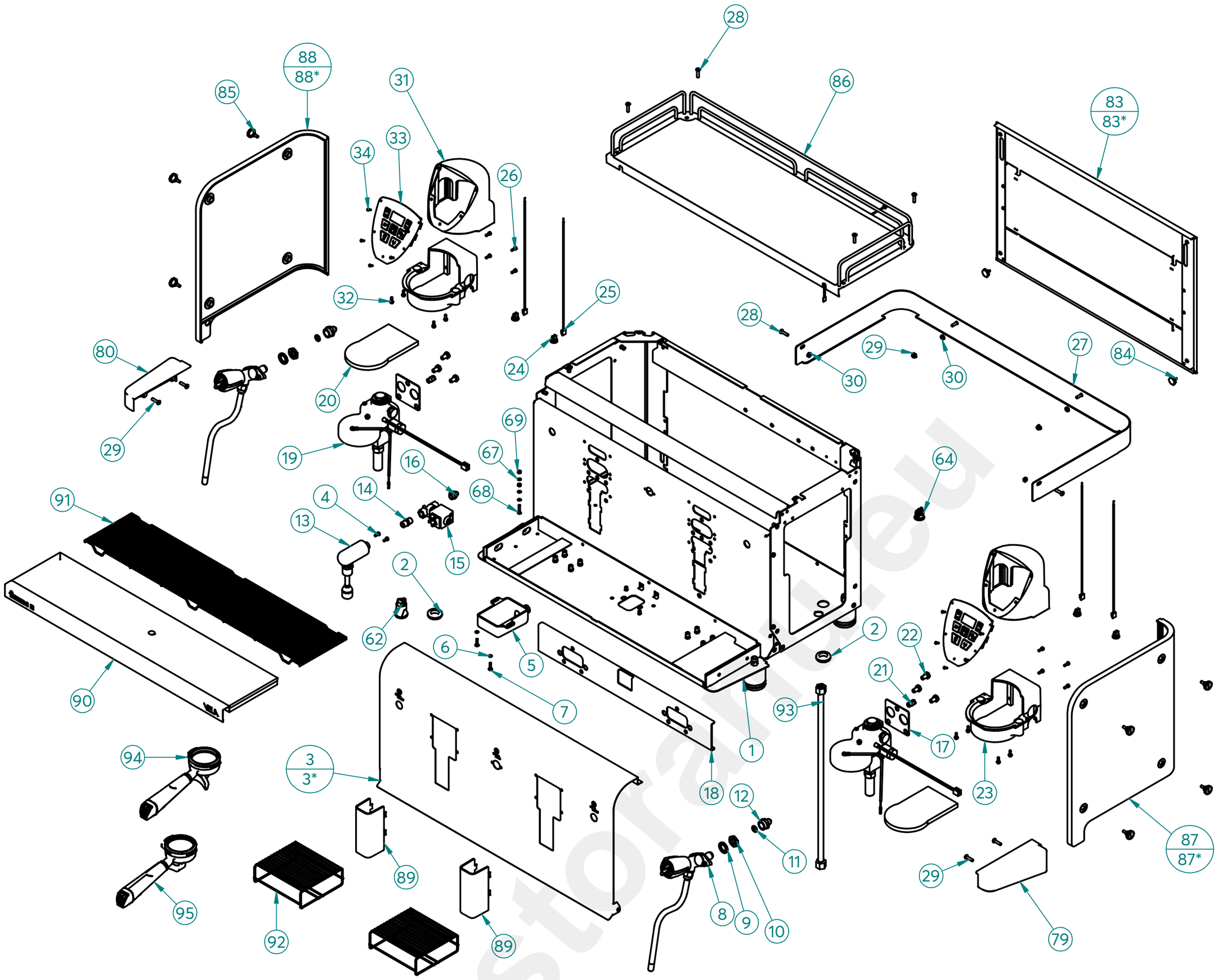

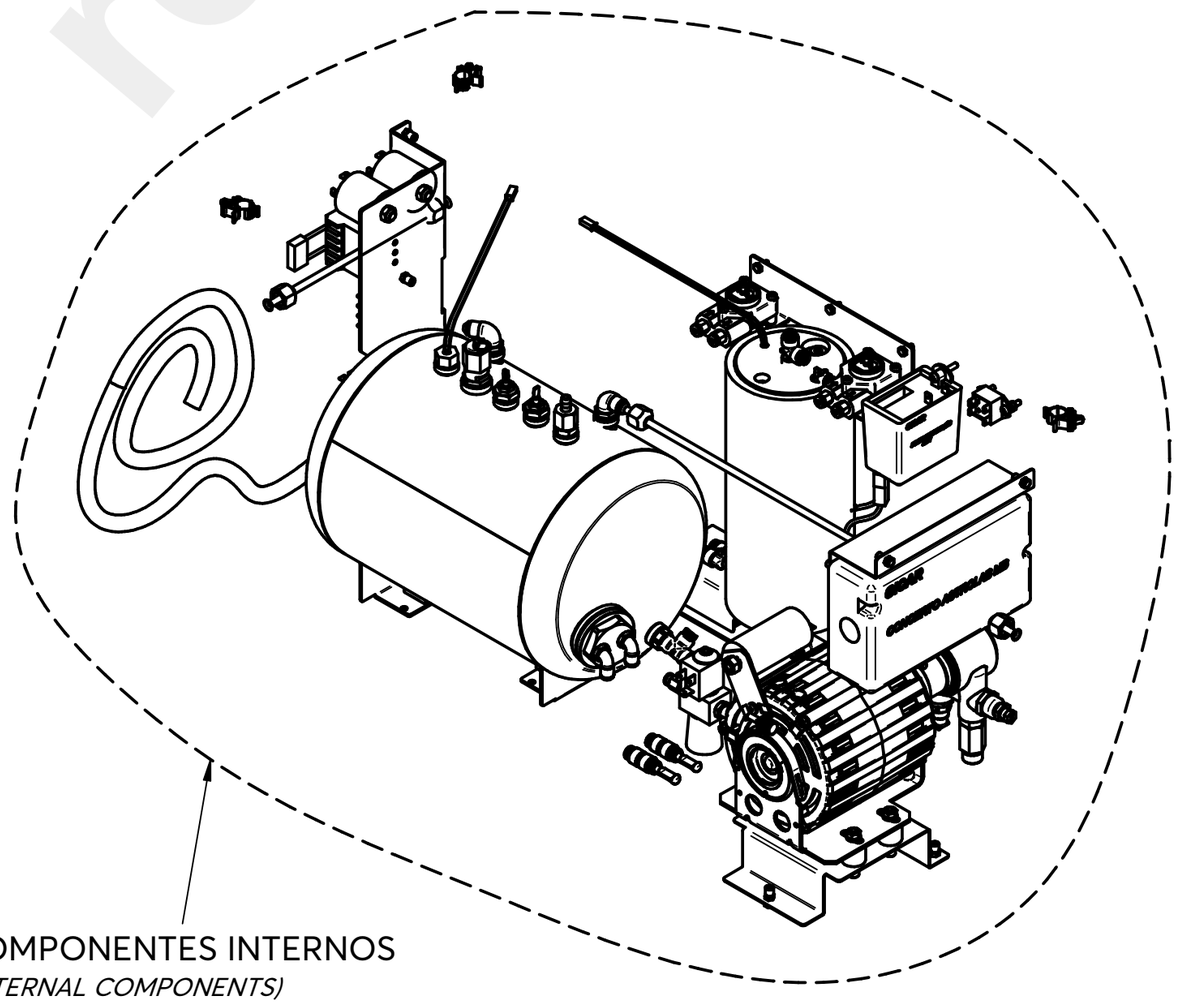

COMPONENTES INTERNOS
(INTERNAL COMPONENTS)

restoranu

COMPONENTES INTERNOS

(INTERNAL COMPONENTS)

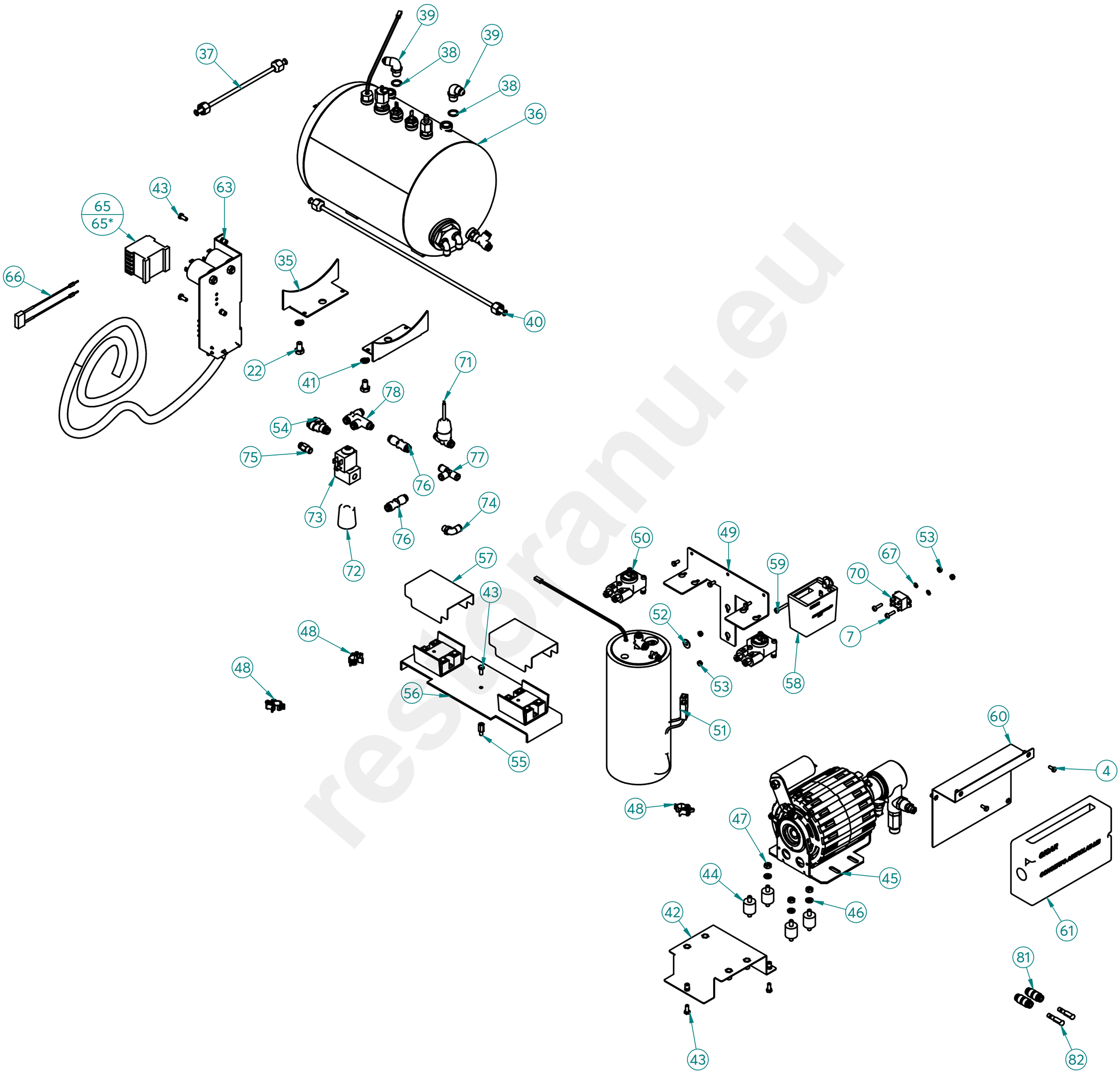

fiamma

RST

TÜVRheinland CERTIFIED Management System ISO 9001:2015 www.tuv.com ID 9108624282

www.fiamma.pt

This drawing may be altered without previous notice.
Os elementos deste desenho podem ser alterados sem aviso prévio.

MÁQ. CAFÉ VELA 2 DUAL

ESPRESSO COFFEE MACHINE VELA 2 DUAL

R01

LISTA DE COMPONENTES E ACESSÓRIOS

Spare parts list

ITEM Nº	CÓDIGO	DESIGNAÇÃO	DESIGNATION	QUANT.
1	PRÉ-MONTAGEM	CHASSI CONJ. VELA 2 V24 NV	VELA 2 CHASSIS	1
2	4.0.000.0372	PASSA FIOS P/ FURO ø25MM	WIRE PROTECTION	2
3	7.0.046.1019	PAIN. FRONT. VELA 2 TC V24 BLACK-RAL 9005 MAT C/ GRAV.	VELA 2 TC V24 FRONT PANEL BLACK-RAL 9005 MAT	1
4	4.2.000.9646	PARAFUSO CAB. SEXT. M4X10 INOX DIN933	SCREW M4X10 DIN933	13
5	4.0.042.0007	DEPÓSITO ESGOTO VELA S/ RASGO	VELA DRAIN TANK	1
6	4.2.000.9157	ANILHA PLANA M4 ZINC. DIN125-1A	DIN125-1A M4 ZINC PLATED WASHER	2
7	4.2.000.9122	PARAFUSO CAB. PH M4X16 ZINC. DIN7985	M4X16 ZINC. DIN7985 PH HEAD SREW	4
8	PRÉ-MONTAGEM	PM-TORNEIRA MEIA VOLTA VAPOR CONJ. ASTROLAB	COOL TOUCH TAP ASSEMB. ASTROLAB	2
9	4.2.000.9140	ANILHA RECART. M16 ZINC. DIN6798A	TOOTHED WASHER M16 DIN6798A	2
10	4.0.037.0166	PORCA G3/8 LATAO (SEXT. 24MM) TORN. CROM. RST	G3/8 CHROMED BRASS NUT	2
11	4.0.000.0121	ORING 9,92X2,62 VITON	ORING 9,92X2,62 VITON	2
12	4.0.000.0119	RACORD G3/8F-G1/4 P/ TUBO REBORD.	G3/8-G1/4 FITTING FOR PIPE	2
13	7.0.037.0105	TORNEIRA AGUA CONJ. ASTROLAB	WATER TAP ASSEMB. ASTROLAB	1
14	4.0.000.0117	RACORD G1/4 - G1/4 NIQ.	G1/4-G1/4 NICKEL RACORD	1
15	5.0.000.0121	ELECTROVALVULA 2 VIAS 220-240V/50HZ-G1/4F-G1/4F	2 WAY SOL.VALVE 220-240V/50HZ-G1/4F-G1/4F	1
16	4.0.000.0109	RACORD L G1/4 TUBO TEFLON ø6	ø6 G1/4 TEFLON TUBE L RACORD	1
17	4.0.028.0002	JUNTA GRUPO ECC-07	ECC-07 GROUP GASKET	2
18	7.0.046.0048	REFORÇO GRUPO VELA 2	VELA GROUP REINFORCEMENT	1
19	7.0.037.0134-B	GRUPO CONJ. ASTROLAB MB	GROUP ASSEMB. ASTROLAB MB	2
20	4.0.037.0108	ISOLAMENTO GRUPO ASTROLAB	GROUP ISOLATION ASTROLAB	2
21	4.0.000.0100	RACORD G1/8 TUBO TEFLON ø4	ø4 G1/8 TEFLON TUBE RACORD	2
22	4.2.000.9670	PARAFUSO CAB. SEXT. M8X14 ZINC. DIN933	SCREW M8X10	8
23	7.0.037.0009-A	BLINDAGEM INFERIOR GRUPO ASTROLAB MB	ASTROLAB GROUP INFERIOR COVER	2
24	4.0.007.0040	LED BRANCO Ø16MM 0,36W 12V	WHITE LED LIGHT ø16MM 0,36W 12V	4
25	4.0.007.0044	CABO LED BRANCO Ø16MM LIGADOR	WHITE LED CABLE Ø16MM TERMINAL BLOCK	4
26	5.0.000.0575	PARAF. UMBRACO M4X10 INOX DIN912	M4X10 INOX DIN912 UMBRACO SCREW	8
27	7.0.046.1042	PAINEL INFERIOR VELA 2 V24	VELA 2 INFERIOR PANEL	1
28	4.2.000.9620	PARAFUSO CAB. OVAL UMBR. M5X20 INOX	M5X20 SS HEXAGON SOCKET BUTTON HEAD SCREW	10
29	4.2.000.9180	PORCA M5 ZINC. C/ RECART. DIN6923	M5 NUT ZINC. DIN6923	2
30	7.0.066.0006	CASQUILHO GR 5353.000.13 NIQ.	SLEEVE GR 5353.000.13 NIQ.	4
31	4.0.037.0006	BLINDAGEM SUPERIOR GRUPO S/ E-LEVER ASTROLAB	ASTROLAB UPPER GROUP SHIELDING	2
32	4.2.000.9113	PARAFUSO ROSCA PLASTICO K40X12 ZINC.	SCREW K40X12	8
33	4.0.000.1023	TECLADO 7T C/ AGUA DOSEADA E DISPLAY LCD FIAMMA	PUSH-BUTTON 7 BTS W/ AUT. WATER AND LCD DISPLAY FIAMMA	2
34	4.2.000.9618	PARAFUSO CAB. OVAL UMBR. M3X10 INOX	SCREW M3x10	10
35	7.0.046.0060	SUPORTE CALDEIRA VAPOR CHASSI	STEAM BOILER CHASSI SUPPORT	2
36	PRÉ-MONTAGEM	CALDEIRA 10,5LT DB C/ ACESSORIOS VELA 2 V24	10,5LT DB BOILER W/ ACESS. ASS. VELA 2	1
37	4.0.037.2000	TUBO CALDEIRA TORN. VAPOR ESQ. ASTROLAB/VELA	STEAM BOILER LEFT TAP TUBE ASTROLAB/VELA	1
38	4.0.000.0013	ANILHA 13x17MM (G1/4) COBRE	GASKET G1/4 CU	2
39	4.0.000.0085	RACORD INJECÇÃO	INJECTION RACORD	2
40	7.0.028.1106	TUBO TORNEIRA VAPOR ESQ. PACIFIC 2 MB	LEFT STEAM TAP TUBE PACIFIC 2 MB	1
41	4.2.000.9147	ANILHA MOLA M8 ZINC. DIN127B	M8 SPRING WASHER	2
42	7.0.046.0030	SUPORTE MOTOR BOMBA VELA 2	MOTOR PUMP SUPPORT	1
43	4.2.000.9071	PARAFUSO CAB. SEXT. M5X12 ZINC. DIN933	SREW M5X12	6
44	4.0.000.0032	APOIO MOTOR	MOTOR SUPPORT	4
45	PRE-MONTAGEM	MOTOR BOMBA -VELA2	PUMP-MOTOR ASS. RPM	1
46	4.2.000.9161	ANILHA PLANA M6 ZINC. DIN125-1A	M6 PLAIN WASHER	3
47	4.2.000.9173	PORCA M6 ZINC. DIN934	M6 NUT ZINC. DIN934	3
48	4.2.000.9260	ABRAÇADEIRA CLIP Ø6,5/3-13MM	CLAMP Ø6,5/3-13MM	3
49	7.0.046.0032	SUPORTE CONTADORES VOL. VELA 2	VOLUMETRIC DOSER SUPPORT	1
50	PRÉ-MONTAGEM	CONTADOR VOLUMETRICO CONJ. VELA 2	VELA 2 VOLUMETRIC DOSER ASSEMB.	2
51	7.0.007.0170	CALDEIRA INOX 1,2LT 2500W CONJ. DUAL BOILER	2500W 1,2LT STAINLESS STEEL BOILER ASSEMB.	1
52	4.2.000.9164	ANILHA PLANA M5X15 ZINC. DIN9021	ZINC-PLATED M5X15 FLAT RING DIN9021	1
53	4.2.000.9171	PORCA M4 ZINC. DIN934	M4 NUT ZINC. DIN934	4
54	4.0.000.0098	CONECTOR RAPIDO Y TUBO ø6	Y CONNECTOR TUBE ø6	1
55	4.0.007.0205	SEPARADOR TABULEIRO SUPERIOR COMPASS TC	UPPER TRAY SEPARATOR COMPASS TC	1
56	PRE-MONTAGEM	PLACA DISSIPADORA & RELES VELA DUAL	RELAY HEATSINK BOARD ASSEMB. VELA DUAL	1
57	7.0.014.0025	BLINDAGEM RELE ESTATICO	STATIC RELAY SHIELD	2
58	4.0.000.0885	FONTE ALIMENTAÇAO 100-240VAC/24VDC-20W	100-240VAC/24VDC-20W POWER SUPPLY	1
59	4.0.100.0040	PARAFUSO CAB. PH M4X25 ZINC. DIN7985	M4X25 ZINC. PH HEAD SREW DIN7985	1
60	7.0.046.0034	SUPORTE UNIDADE VELA 2	VELA 2 ELECTRIC UNIT SUPPORT	1

Management System ISO 9001:2015 TÜVRheinland CERTIFIED www.tuv.com ID 9108624282

www.fiamma.pt

This drawing may be altered without previous notice.
Os elementos deste desenho podem ser alterados sem aviso prévio.

MB „Restoranų įranga“ · Vito Gerulaičio 1-59, LT-08200 Vilnius · +370 614 89888 · info@restoranu.eu · www.restoranu.eu

MÁQ. CAFÉ VELA 2 DUAL

ESPRESSO COFFEE MACHINE VELA 2 DUAL

R01

LISTA DE COMPONENTES E ACESSÓRIOS

Spare parts list

ITEM Nº	CÓDIGO	DESIGNAÇÃO	DESIGNATION	QUANT.
61	4.0.000.0883	UNIDADE ELECTRONICA CONCERTO DISPLAY LCD ASTROLAB MB	CONTROL BOX CONCERTO DISPLAY LCD ASTROLAB MB	1
62	5.0.000.0238	INTERRUPTOR AMARELO (GRUPO)	YELLOW SWITCH (GROUP)	1
63	7.0.046.0100-A	CABO H07RN-F 5G2,5-1,8MT CONJ. VELA 2	CABLE H07RN-F 5G2,5-1,8MT VELA 2 ASSEMB.	1
64	4.0.000.0511	INTERRUPTOR UNIPOLAR 12V	UNIPOLAR PUSH-BUTTON 12V	1
65	4.0.091.0003	CONTACTOR 22A-AC1 BOBINE 230V	CONTACTOR 22A-AC1 230V	1
66	4.0.000.0998	FILTRO RC MAQ. CAFE	COFFEE MACHINE RC FILTER	1
67	4.2.000.9135	ANILHA RECART. M4 ZINC. DIN6798A	ZINC-PLATED TOOTHED WASHER M4 DIN6798A	5
68	4.2.000.9110	PARAFUSO CAB. FENDA M4X20 LATAO DIN84	SLOTTED HEAD BRASS SCREW M4X20 DIN84	1
69	4.2.000.9184	PORCA M4 LATAO DIN934	BRASS M4 NUT DIN934	2
70	4.0.000.1000	RELE ESTATICO 25A FASTON 6,3X0,8	STATIC RELAY 25A FASTON 6,3X0,8	1
71	7.0.037.0100	SENSOR DE PRESSAO CONJ. TUBO TEFLON Ø6 - 4 PIN	PRESSURE SENSOR TUBE Ø6-4PIN	1
72	4.0.066.0087	PE FENOLICO GRELHADOR	GAS GRILL PLATE FEET	1
73	4.0.037.0103	ELECTROVALVULA 2 VIAS 230V INOX - G1/8F Ø2.4	2-WAY SOL.VALVE 230V INOX - G1/8F Ø2.4	1
74	4.0.000.0108	RACORD L G1/8 TUBO TEFLON ø6	ø6 G1/8 TEFLON TUBE L RACORD	1
75	4.0.000.0104	RACORD G1/8 TUBO TEFLON ø6	ø6 G1/8 TEFLON TUBE RACORD	1
76	5.0.042.0010	VALVULA ANTI-RETORNO TUBO Ø6	NON RETURN VALVE TUBE Ø6	2
77	4.0.000.0112	RACORD T TUBO TEFLON ø6	ø6 TEFLON TUBE T RACORD	1
78	5.0.042.0013	VALVULA DE EXPANSÃO TUBO Ø6	EXPANSION VALVE TUBE Ø6	1
79	4.0.046.0001	LATERAL DIR. TABULEIRO INF. VELA 2	LATERAL RIGHT LOWER TRAY PANEL VELA 2	1
80	4.0.046.0002	LATERAL ESQ. TABULEIRO INF. VELA 2	LATERAL LEFT LOWER TRAY PANEL VELA 2	1
81	4.0.000.0097	CONECTOR RAPIDO TUBO ø6	FAST TUBE CONNECTOR ø6	2
82	4.0.000.0093	TAMPAO TUBO ø6	TUBE COVER ø6	2
83	7.0.046.1085	PAINEL POST. CONJ. VELA 2 RETROILUM. BLACK-RAL 9005 MAT	VELA 2 POSTERIOR BACKLIT PANEL BLACK-RAL 9005 ASSEMB.	1
84	4.0.046.0070	PARAFUSO PAINEL POSTERIOR VELA	SCREW POSTERIOR PANEL VELA	2
85	4.2.000.9700	PARAFUSO SERRILHADO M5X12 INOX DIN 464	KNURLED SCREW M5X12 DIN464	8
86	PRE-MONTAGEM	TABULEIRO SUP. CONJ. VELA 2 V24	UPPER TRAY VELA 2 ASSEMB.	1
87	7.0.042.0001BK	PAINEL LATERAL DIR. VELA BLACK	VELA LATERAL RIGHT PANEL BLACK	1
88	7.0.042.0002BK	PAINEL LATERAL ESQ. VELA BLACK	VELA LATERAL LEFT PANEL BLACK	1
89	4.0.037.2010	BLINDAGEM ELECTROVALVULA GRUPO ASTROLAB V24	GROUP ELECTROVALVE SHIELDING V24	2
90	7.0.046.0055-A	TABULEIRO INFERIOR VELA 2 C/ GRAVAÇÃO	LOWER TRAY VELA 2	1
91	4.0.046.0030	GRELHA TABULEIRO INF. ARAME VELA 2	WIRE TRAY GRID VELA 2	1
92	4.0.037.0038-A	GRELHA ARAME CHAVENAS ASTROLAB	CUPS GRID ASTROLAB	2
93	4.0.000.0819	TUBO ALIMENTAÇÃO 800 MM	WATER INLET PIPE 800MM	1
94	5.0.000.0630	PORTA FILTRO INOX CONJ. RST BRANCO - 2 BICAS	FILTER HOLD. REINF. ASSEMB. RST WHITE - 2 COFFEE CUP	1
95	5.0.000.0627-A	PORTA FILTRO INOX CONJ. RST BRANCO - 1 BICA	FILTER HOLD. REINF. ASSEMB. RST WHITE - 1 COFFEE CUP	1

MODELO 208-240V/60HZ / *MODEL 208-240V/60HZ*

ITEM Nº	CÓDIGO	DESIGNAÇÃO	DESIGNATION	QUANT.
65*	4.0.091.0001	CONTACTOR 22A-AC1 BOBINE 208V	CONTACTOR 22A-AC1 COIL 208V	1

LISTA DE COMPONENTES E ACESSÓRIOS OUTRAS VERSÕES

Spare parts list other versions

ITEM Nº	CÓDIGO	DESIGNAÇÃO	DESIGNATION	MOD./MODEL	QUANT.
*3**	*7.0.046.1021*	*PAINEL FRONTAL VELA 2 TC V24 WHITE-RAL 9003 MAT C/ GRAVAÇAO*	*VELA 2 TC V24 FRONT PANEL WHITE-RAL 9003 MAT*	*MÁQUINA CAFÉ VELA 2 DUAL TC .24 WHITE*	*1*
*3**	*7.0.046.1119*	*PAINEL FRONTAL VELA 2 V24 BLACK-RAL 9005 MAT C/ GRAVAÇAO*	*VELA 2 V24 FRONT PANEL BLACK-RAL 9005 MAT*	*MÁQUINA CAFÉ VELA 2 DUAL .24 BLACK*	*1*
*3**	*7.0.046.1121*	*PAINEL FRONTAL VELA 2 V24 WHITE-RAL 9003 MAT C/ GRAVAÇAO*	*VELA 2 V24 FRONT PANEL WHITE-RAL 9003 MAT*	*MÁQUINA CAFÉ VELA 2 DUAL .24 WHITE*	*1*
*83**	*7.0.046.1086*	*PAINEL POST. CONJ. VELA 2 RETROILUM. WHITE-RAL 9003 MAT*	*VELA 2 POSTERIOR BACKLIT PANEL WHITE-RAL 9003 ASSEMB.*	*MÁQUINA CAFÉ VELA 2 DUAL TC .24 WHITE / MÁQUINA CAFÉ VELA 2 DUAL .24 WHITE*	*1*
*87**	*7.0.042.0001W*	*PAINEL LATERAL DIR. VELA WHITE*	*VELA RIGHT SIDE PANEL (WHITE)*	*MÁQUINA CAFÉ VELA 2 DUAL TC .24 WHITE / MÁQUINA CAFÉ VELA 2 DUAL .24 WHITE*	*1*
*88**	*7.0.042.0002W*	*PAINEL LATERAL ESQ. VELA WHITE*	*VELA LEFT SIDE PANEL (WHITE)*	*MÁQUINA CAFÉ VELA 2 DUAL TC .24 WHITE / MÁQUINA CAFÉ VELA 2 DUAL .24 WHITE*	*1*

restora

8 - PM - TORNEIRA MEIA VOLTA VAPOR CONJ. ASTROLAB

8 - COOL TOUCH TAP ASSEMB. ASTROLAB

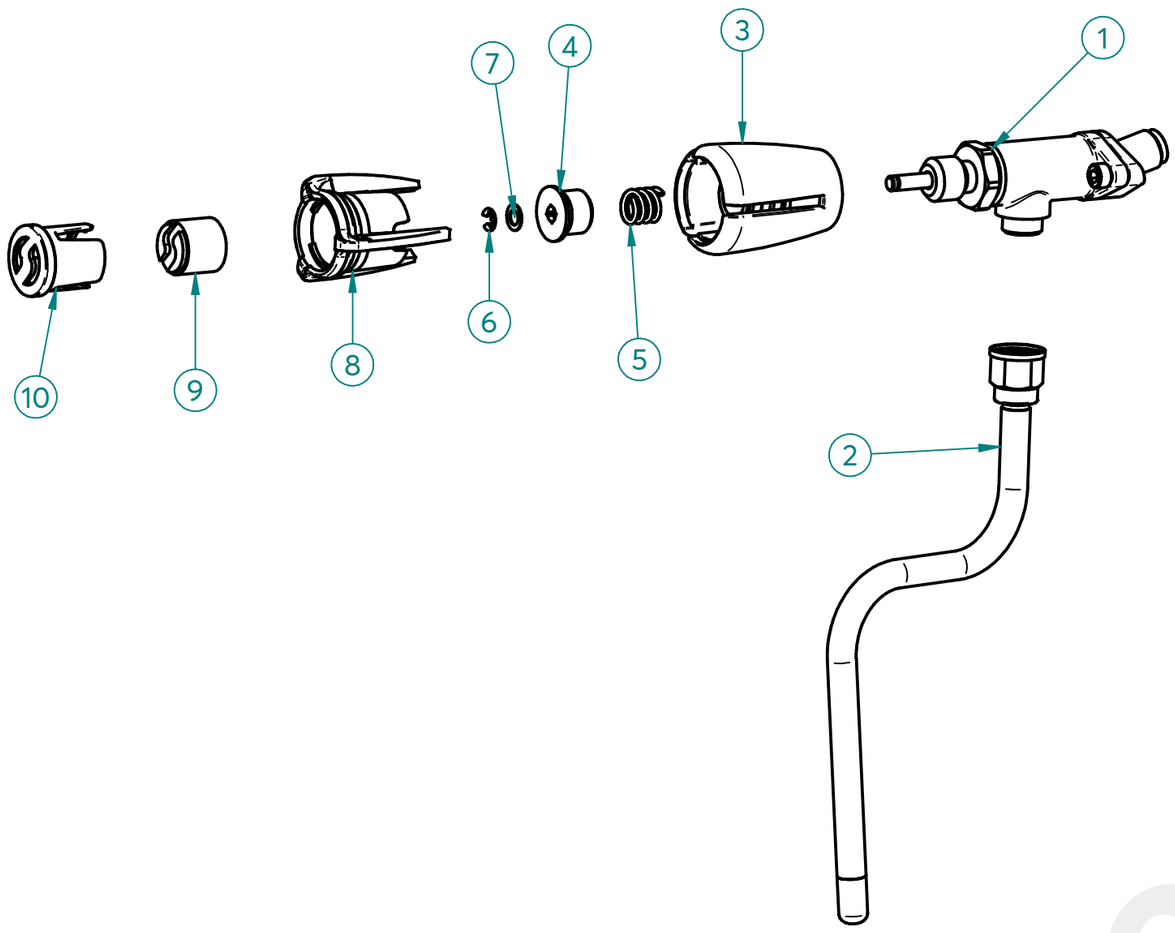

ITEM Nº	CÓDIGO	DESIGNAÇÃO	DESIGNATION	QUANT.
1	4.0.037.0161	TORNEIRA MEIA VOLTA G3/8-G3/8 CROM. S/ ACESS. RST	TAP G3/8-G3/8 CROM. WITHOUT ACESS. RST	1
2	5.0.028.0340	TUBO TORNEIRA VAPOR COOL TOUCH (CONJ.)	COOL TOUCH STEAM TAP TUBE	1
3	4.0.007.0126	CORPO MANIPULO TORN. MEIA VOLTA ECC-23 RST	BODY TAP KNOB RST	1
4	5.0.007.0011	RACORD ADAPT. TR18X8 2P TORN. MEIA VOLTA RST	RACORD ADAPT. TAP RST	1
5	5.0.016.0214	MOLA RACORD ADAPT. TORN. MEIA VOLTA RST	SPRING-K TAP	1
6	4.0.037.0164	FREIO SEGURANÇA 4MM INOX	SAFETY BRAKE 4MM STAINLESS STEEL	1
7	4.0.037.0165	ANILHA PLANA 11X6,5X0,5MM LATAO TORN. MEIA VOLTA RST	BRASS PLAIN WASHER 11X6,5X0,5MM	1
8	4.0.007.0127	ANEL CROMADO MAN. TORN. RST	CHROME RING TAP KNOB RST	1
9	4.0.007.0135	SIMBOLO FIAMMA BRANCO MAN. TORN. RST	WHITE SYMBOL FIAMMA TAP KNOB RST	1
10	4.0.007.0131	TAMPAO MAN. TORN. RST	FILTER HOLDER HANDLE TAP	1

1 - 4.0.037.0161- TORNEIRA MEIA VOLTA G3/8-G3/8 CROM. S/ ACESS. RST

1 - TAP G3/8-G3/8 CROM. WITHOUT ACESS. RST

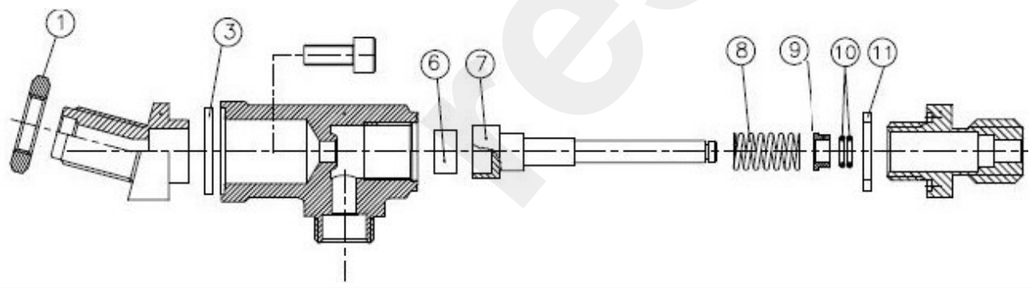

ITEM Nº	CÓDIGO	DESIGNAÇÃO	DESIGNATION	QUANT.
1	4.0.037.0166	PORCA G3/8 LATAO (SEXT. 24MM) TORN. CROM. RST	BRASS NUT G3/8 (HEX. 24MM)	1
3	5.0.037.0302	JUNTA TEFLON 24X18X2 TORN. ALAVANCA CROM.	TEFLON GASKET 24X18X2MM LEVER TAP CROM.	1
6	5.0.016.0301	JUNTA BORRACHA TORN. ECC-07	ECC-07 TAP RUBBER GASKET	1
7	5.0.037.0338	VEIO TORNEIRA MEIA VOLTA CROM.	TAP SPINDLE CROM.	1
8	5.0.016.0302	MOLA VEIO TORN. ECC-07	ECC-07 TAP SPINDLE SPRING	1
9	5.0.016.0305	CASQUILHO VEIO TORN. ECC-07	ECC-07 TAP SHAFT BUSHING	1
10	5.0.016.0306	ORING VEIO TORN. ECC-07	ECC-07 TAP SPINDLE ORING	2
11	5.0.016.0303	JUNTA COBRE 22X17X2 TORN. ECC-07	ECC-07 TAP COPPER GASKET 22X17X2	1

Management System ISO 9001:2015 TÜVRheinland CERTIFIED www.tuv.com ID 9108624282

www.fiamma.pt

This drawing may be altered without previous notice.
Os elementos deste desenho podem ser alterados sem aviso prévio.

MB „Restoranų įranga“ · Vito Gerulaičio 1-59, LT-08200 Vilnius · +370 614 89888 · info@restoranu.eu · www.restoranu.eu

MÁQ. CAFÉ VELA 2 DUAL

ESPRESSO COFFEE MACHINE VELA 2 DUAL

R01

OPCIONAL/OPTIONAL

8- PM - TORNEIRA VAPOR CONJ. ASTROLAB

8 - COOL TOUCH TAP ASSEMB. ASTROLAB

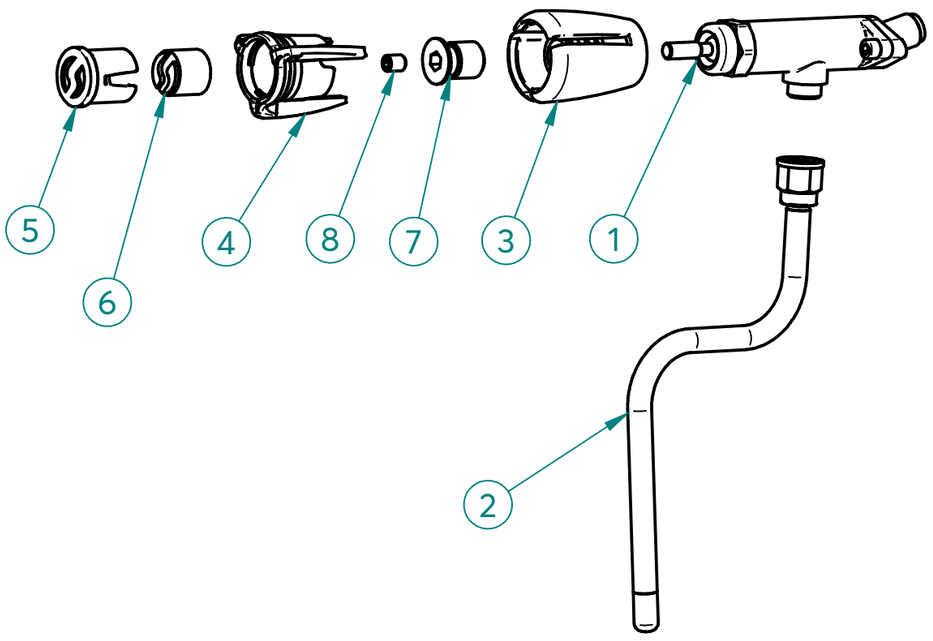

ITEM Nº	CÓDIGO	DESIGNAÇÃO	DESIGNATION	QUANT.
1	5.0.037.0010	TORNEIRA ALAVANCA G1/4-G3/8 CROM. RST	LEVER TAP G1/4-G3/8 CROM. RST	1
2	5.0.028.0340	TUBO TORNEIRA VAPOR COOL TOUCH (CONJ.)	COOL TOUCH STEAM TAP TUBE	1
3	4.0.007.0125	CORPO MANIPULO TORN. RST	BODY TAP KNOB RST	1
4	4.0.007.0127	ANEL CROMADO MAN. TORN. RST	CHROME RING TAP KNOB RST	1
5	4.0.007.0131	TAMPAO MAN. TORN. RST	FILTER HOLDER HANDLE TAP	1
6	4.0.007.0135	SIMBOLO FIAMMA BRANCO MAN. TORN. RST	WHITE SYMBOL FIAMMA TAP KNOB RST	1
7	5.0.007.0011	RACORD ADAPT. TR18X4A2P-M8F TORN. ALAVANCA RST	RACORD ADAPT. LEVER TAP RST	1
8	5.0.007.0012	PARAFUSO SEM CAB. UMBR. M8X10 ZINC. DIN916	ZINC-PLATED SOCKET SET SCREW M8X10 DIN916	1

1 - 4.0.037.0161- TORNEIRA ALAVANCA G1/4-G3/8 CROM. RST

1 - LEVER TAP G1/4-G3/8 CROM. RST

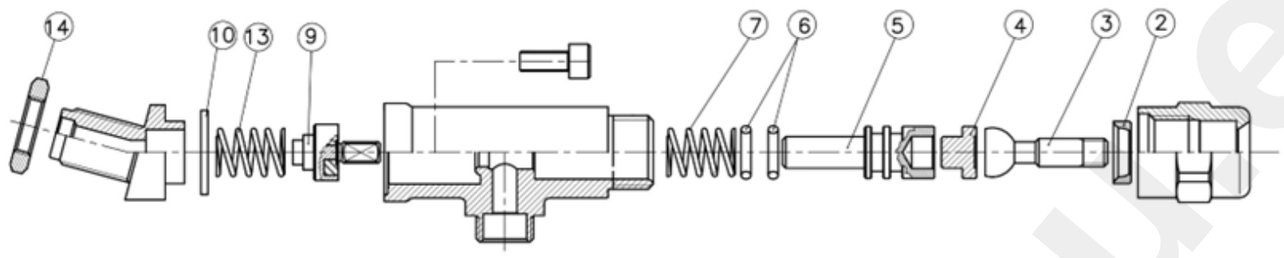

ITEM Nº	CÓDIGO	DESIGNAÇÃO	DESIGNATION	QUANT.
2	5.0.007.0309	INSERTO AÇO NITRO. TORN ALAVANCA	STEEL INSERT LEVER TAP	1
3	5.0.007.0308	VEIO FRONTAL AÇO NITRO. C/ ESFERA TORN. ALAVANCA	FRONT SHAFT LEVER TAP	1
4	5.0.007.0307	CASQUILHO AÇO NITRO. TORN. ALAVANCA	METAL SLEEVE LEVER TAP	1
5	5.0.037.0305	VEIO POSTERIOR PORTA ORINGS TORN. ALAVANCA CROM.	REAR SHAFT LEVER TAP CROM.	1
6	5.0.007.0306	ORING VEIO POST. TORN. ALAVANCA	SHAFT ORING LEVER TAP	2
7	5.0.007.0304	MOLA VEIO TORN. ALAVANCA	SHAFT SPRING LEVER TAP	1
9	5.0.007.0301	VALVULA ANTI-RETORNO TORN. ALAVANCA	ANTI-BACKFLOW VALVE LEVER TAP	1
10	5.0.037.0302	JUNTA TEFLON 24X18X2 TORN. ALAVANCA CROM.	TEFLON GASKET 24X18X2MM LEVER TAP CROM.	1
13	5.0.037.0313	MOLA VALVULA ANTI-RETORNO TORN. ALAVANCA CROM.	ANTI-BACKFLOW SPRING LEVER TAP CROM.	1
14	4.0.000.0045	PORCA G3/8 LATAO (SEXT. 21MM)	BRASS NUT G3/8 (HEX. 21MM)	1

13 - 7.0.046.0105 - TORNEIRA AGUA CONJ. VELA 2

13 - WATER TAP ASSEMB. VELA 2

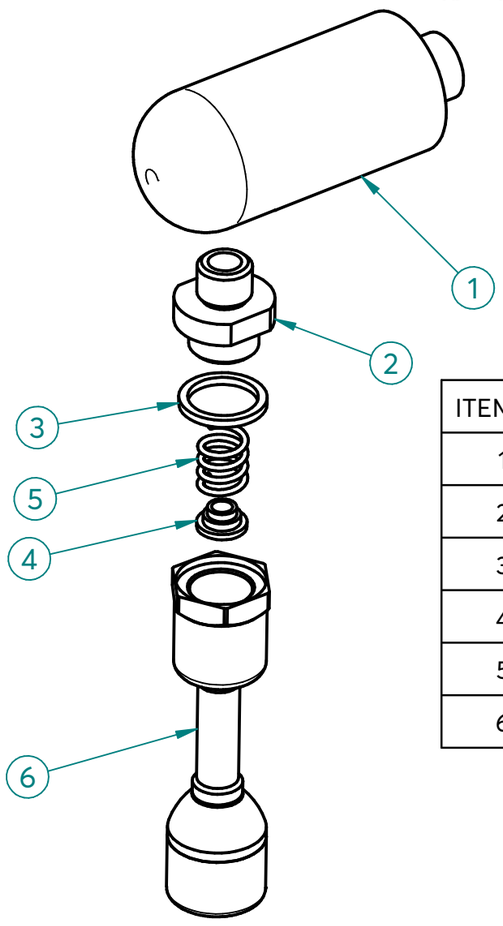

ITEM Nº	CÓDIGO	DESIGNAÇÃO	DESIGNATION	QUANT.
1	4.0.037.0079	RACORD EXTENSÃO TORNEIRA AGUA ASTROLAB	WATER TAP FITTING EXTENSION ASTROLAB	1
2	4.0.037.0078	RACORD SAIDA TORNEIRA AGUA ASTROLAB	WATER OUT FITTING ASTROLAB	1
3	5.0.025.1386	JUNTA TEFLON 21X16,8X2	TEFLON GASKET	1
4	5.0.025.6508	GUIA MOLA TUBO AGUA/VAPOR TORN. EVOL.	GUIDE BUSH	1
5	5.0.025.7060	MOLA TUBO AGUA/VAPOR TORN. EVOL.	SPRING TAP	1
6	5.0.037.0330	TUBO TORNEIRA AGUA INOX ASTROLAB (CONJ.)	WATER TAP PIPE ASSEMB. ASTROLAB	1

restoranu.eu

19 - 7.0.037.0134 -B- GRUPO CONJ. ASTROLAB MB

19 - GROUP ASSEMB. ASTROLAB MB

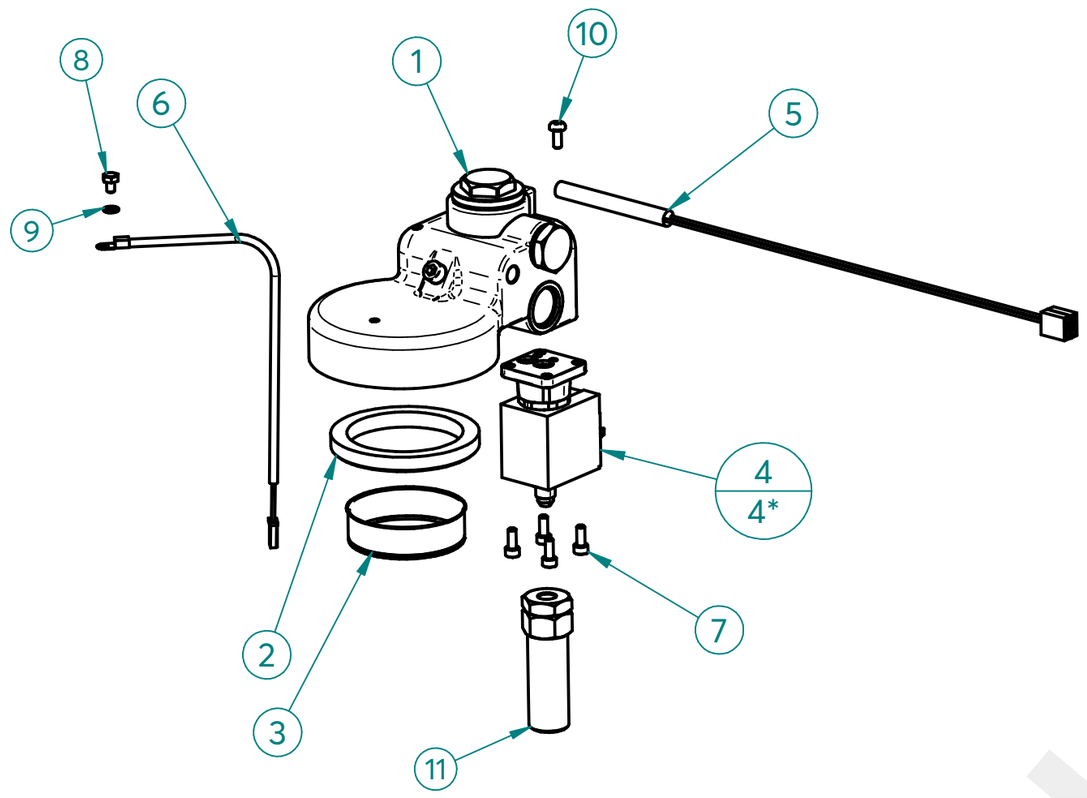

ITEM Nº	CÓDIGO	DESIGNAÇÃO	DESIGNATION	QUANT.
1	4.0.028.0000	GRUPO ECC-07 C/ RESIST.	ECC-07 GROUP W/ RESIST.	1
2	5.0.025.0012	JUNTA PORTA FILTRO 58X74X8,5MM (GR B-61/ECC-07)	FILTER HOLDER GASKET	1
3	5.0.025.0040	CRIVO GRUPO COMPETIÇAO	GROUP B-61 SIEVE	1
4	5.0.000.1130	ELECTROVALVULA 3 VIAS 230V C/ ORING - BASE LATAO	ELECTROVALVE 3 WAYS 230V W/ ORING - BRASS BASE	1
5	4.0.028.0060	RESISTENCIA CARTUCHO ø8 150W-230V	CARTRIDGE HEAT. ELEM. Ø8 150W 230V W/TERM.	1
6	4.0.000.0940	SONDA TEMPERATURA Ø4,25	TEMPERATURE PROBE Ø4,25	1
7	5.0.000.0575	PARAF. UMBRACO M4X10 INOX DIN912	M4X10 INOX DIN912 UMBRACO SCREW	4
8	4.2.000.9061	PARAFUSO CAB. SEXT. M4X6 NIQ. DIN933	M4X6 NIQ. DIN933 HEX HEAD SREW	1
9	4.2.000.9135	ANILHA RECART. M4 ZINC. DIN6798A	ZINC-PLATED TOOTHED WASHER M4 DIN6798A	1
10	4.2.000.9055	PARAFUSO CAB. PH M4X10 ZINC. DIN7985	ZINC-PLATED PHILLIPS HEAD SCREW M4X10	1
11	5.0.037.0020	RACORD DESCARGA GRUPO CONJ. CROM. L=70MM	ASS. GROUP DRAIN FITTING CROM. L=70MM	1

MODELO 208-240V/60HZ / *MODEL 208-240V/60HZ*

19 - 7.0.037.0133 -A- GRUPO CONJ. ASTROLAB MB 208-240V/60HZ

19 - GROUP ASSEMB. ASTROLAB MB 208-240V/60HZ

ITEM Nº	CÓDIGO	DESIGNAÇÃO	DESIGNATION	QUANT.
4*	5.0.000.0143	ELECTROVALVULA 3 VIAS 208-240V/60Hz (PARKER) - GRUPO	208-240V/60Hz 3 WAY ELECTROVALVE GROUP	1

1 - 4.0.028.0000 - GRUPO ECC-07 C/ RESIST.

1 - ECC-07 GROUP W/ RESIST.

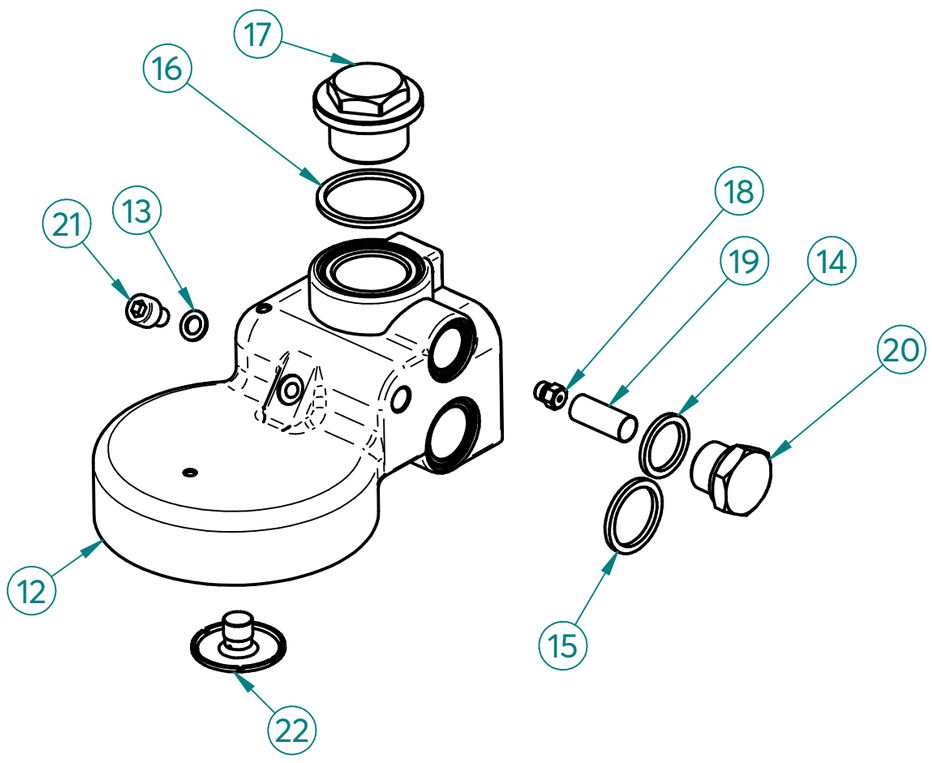

ITEM Nº	CÓDIGO	DESIGNAÇÃO	DESIGNATION	QUANT.
12	5.0.028.0100	CORPO GRUPO MB	BODY OF THE GROUP MB	1
13	5.0.025.0015	JUNTA TEFLON 10X6X1	TEFLON GASKET	1
14	5.0.025.0022	JUNTA TEFLON 22X17X2	TEFLON GASKET	1
15	5.0.016.0106	JUNTA TEFLON 26X 21X2	TEFLON GASKET	1
16	5.0.025.0002	JUNTA TEFLON 35X30X2	TEFLON GASKET	1
17	5.0.016.0102	TAMPAO SUPERIOR M26X1,5 CROM. GR ECC-07	UPPER CHROM. COVER M26X1,5 (GR ECC-07)	1
18	5.0.016.0110	INJECTOR 0.7 M6X0,75 (GR ECC-07)	INJECTOR 0,7 M6X0,75 (GR ECC-07)	1
19	5.0.025.0023	FITRO INOX INJECTOR	GROUP GIGLEUR FILTER	1
20	5.0.025.0021	TAMPAO G3/8 CROM. (GR B-61/GR EC-07)	CHROM. COVER G3/8 (GR B-61/GR ECC-07)	1
21	5.0.025.0003	PARAFUSO UMBRACO M6X10 INOX (GR B-61/ECC-07)	FRONT INOX SCREW M6X10 OF THE GROUP B-61	1
22	5.0.025.0009	DISTRIBUIDOR GRUPO B-61/ECC-07	OUTLET GROUP B-61/ECC-07	1

fiamma

RST

TÜVRheinland CERTIFIED Management System ISO 9001:2015 www.tuv.com ID 9108624282

www.fiamma.pt

This drawing may be altered without previous notice.
Os elementos deste desenho podem ser alterados sem aviso prévio.

MB „Restoranų įranga“ · Vito Gerulaičio 1-59, LT-08200 Vilnius · +370 614 89888 · info@restoranu.eu · www.restoranu.eu

36 - PM-CALDEIRA 10,5 LT DB C/ ACESSORIOS CONJ. VELA 2 V24

36 - 10,5 LT DB BOILER W/ ACESS. ASS. VELA 2

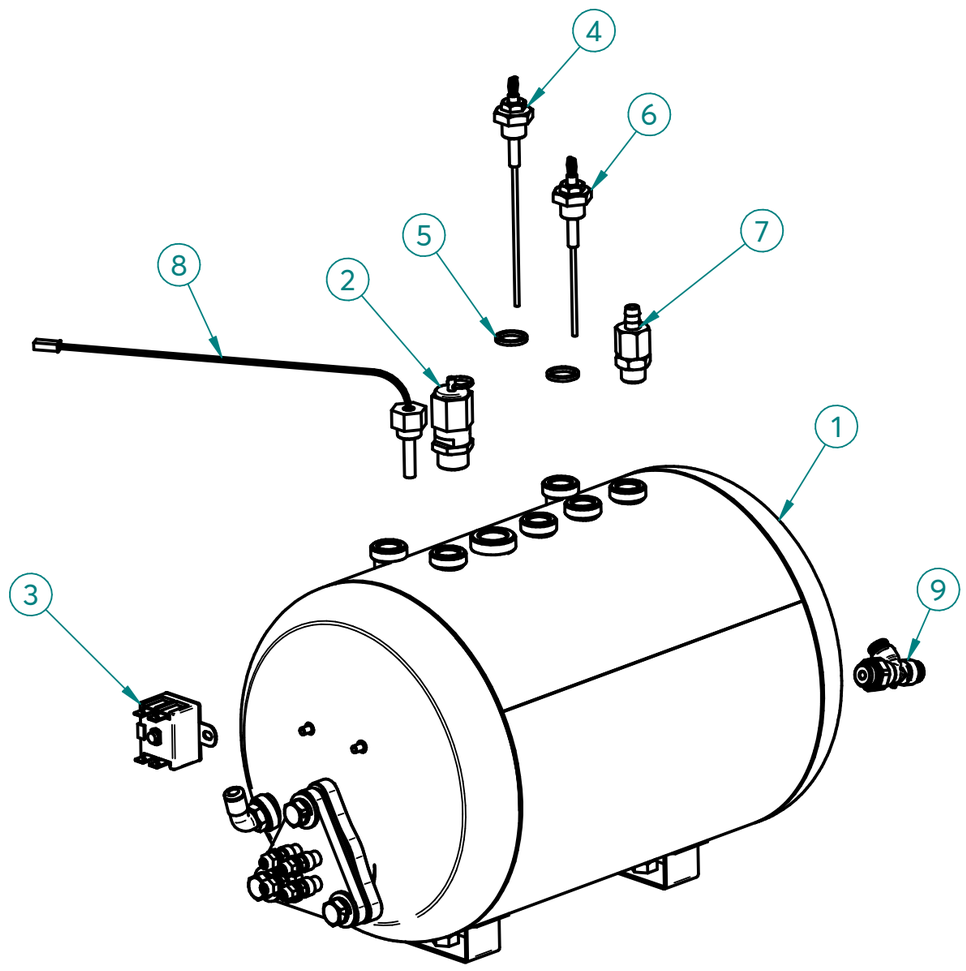

ITEM Nº	CÓDIGO	DESIGNAÇÃO	DESIGNATION	QUANT.
1	7.0.000.0559	CALDEIRA 10,5LT DB C/ PERM. C/ ACESS. TUB. COBRE	10,5LT MB BOILER W/ EXCHANGER W/ ACESS.	1
2	4.0.000.0058	VALVULA SEGURANÇA CALDEIRA G3/8 1, 8BAR	BOILER SECURITY VALVE G3/8 1,8BAR	1
3	4.0.000.0250	TERMOSTATO SEGURANÇA 130°	SAFETY THERMOSTAT 130°	1
4	7.0.025.0002	SONDA ø2,5X135MM CONJ.	ø2,5X135MM PROBE ASS.	1
5	5.0.000.0315	JUNTA TEFLON 18X13,5X2MM	TEFLON GASKET	2
6	7.0.016.0070	SONDA ø2,5X105MM CONJ.	ø2,5X105MM PROBE ASS.	1
7	5.0.000.1002	VALVULA ANTI-VACUO	ANTI VACUUM VALVE	1
8	4.0.000.0941	SONDA TEMPERATURA G1/4-280MM	TEMPERATURE PROBE G1/4-280MM	1
9	4.0.000.0095	RACORD T LATERAL G1/4 TUBO ø6	T SIDE FITTING G1/4 - Ø6 PIPE	1

1 - 7.0.000.0559- CALDEIRA 10,5LT DB C/ PREM. C/ ACESS TUB. COBRE

1 - BOILER 10,5LT WITH EXCHANGER AND ACESS. COPPER TUBE

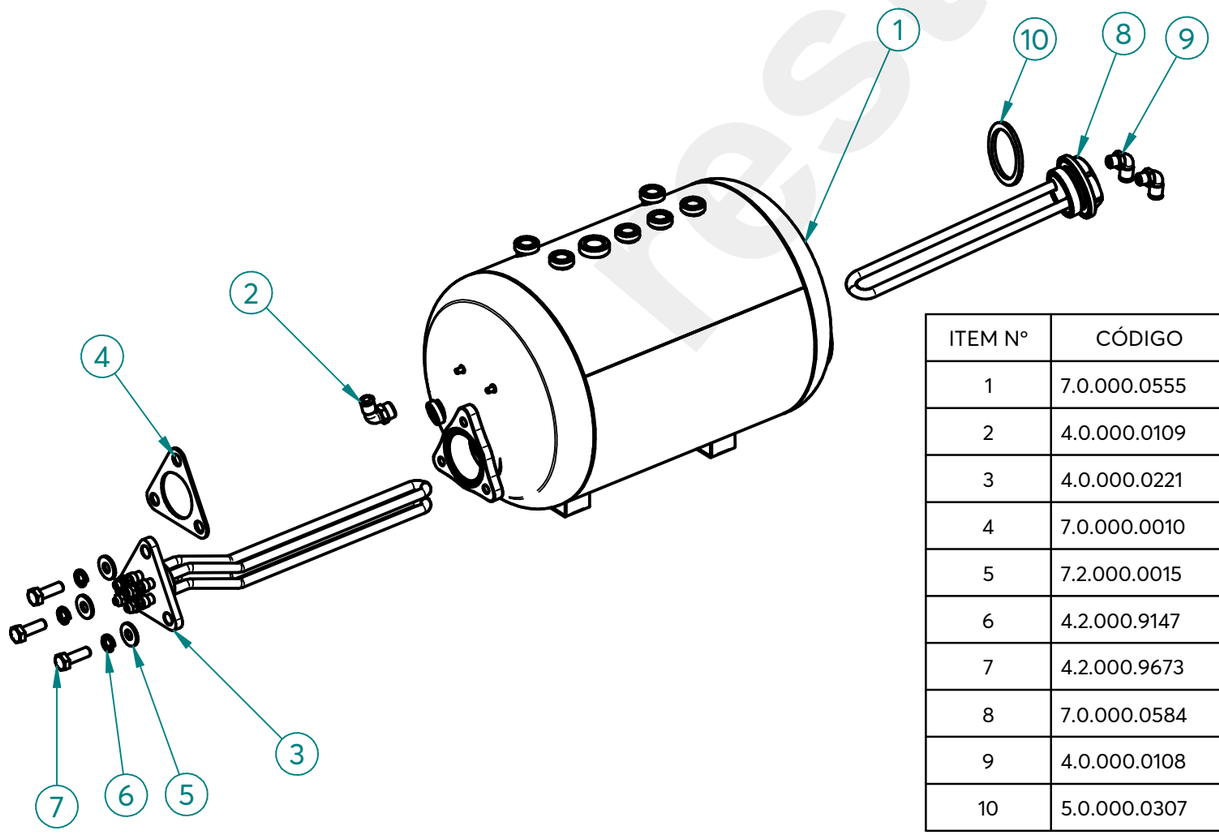

ITEM Nº	CÓDIGO	DESIGNAÇÃO	DESIGNATION	QUANT.
1	7.0.000.0555	CALDEIRA 10,5LT DB C/ PERMUTADOR	BOILER 10,5LT DB WITH EXCHANGER	1
2	4.0.000.0109	RACORD L G1/4 TUBO TEFLON ø6	ø6 G1/4 TEFLON TUBE L RACORD	1
3	4.0.000.0221	RESISTENCIA FLANGE TRIANG. 3000W	TRIANGULAR HEATING ELEMENT (3000 W)	1
4	7.0.000.0010	JUNTA DA RESISTENCIA TRIANGULAR	TRIANGULAR HEAT. ELEMENT GASKET	1
5	7.2.000.0015	ANILHA PLANA 2X20X8,5 ZINC.	FLAT RING 2X20X8.5	3
6	4.2.000.9147	ANILHA MOLA M8 ZINC. DIN127B	M8 SPRING WASHER	3
7	4.2.000.9673	PARAFUSO CAB. SEXT. M8X25 INOX DIN933	SS HEX. HEAD SCREW M8X25 DIN933	3
8	7.0.000.0584	PERMUTADOR C/ FLANGE REDONDA	EXCHANGER W/ ROUND FLANGE	1
9	4.0.000.0108	RACORD L G1/8 TUBO TEFLON ø6	ø6 G1/8 TEFLON TUBE L RACORD	2
10	5.0.000.0307	JUNTA RESISTENCIA REDONDA	HEATING ELEMENT GASKET	1

restoranu

45 - PM - MOTOR BOMBA VELA 2

45 - MOTOR PUMP VELA 2

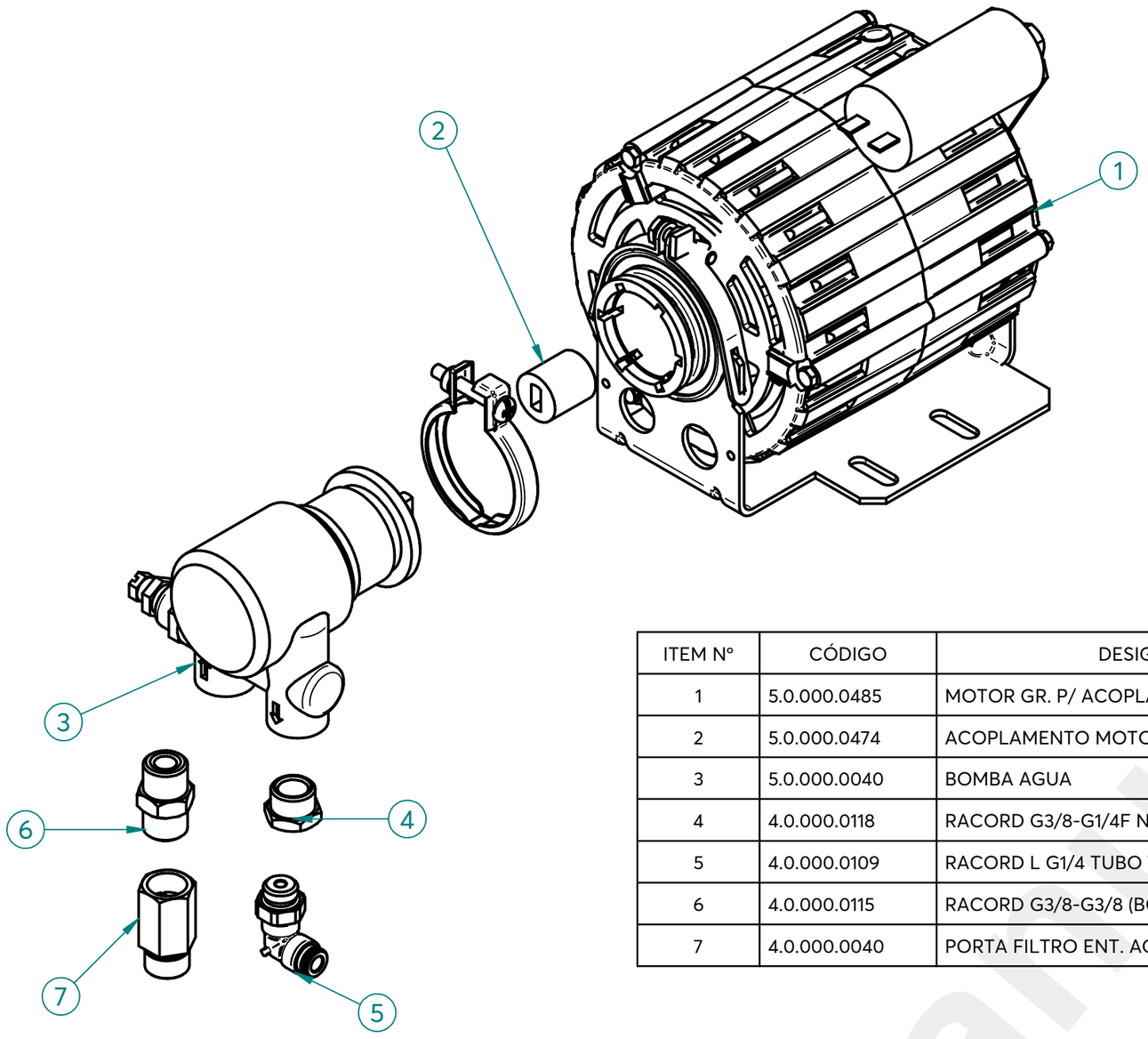

ITEM Nº	CÓDIGO	DESIGNAÇÃO	DESIGNATION	QUANT.
1	5.0.000.0485	MOTOR GR. P/ ACOPLAMENTO	MOTOR TO COUPLING	1
2	5.0.000.0474	ACOPLAMENTO MOTOR/BOMBA	MOTOR/PUMP COUPLING	1
3	5.0.000.0040	BOMBA AGUA	WATER PUMP	1
4	4.0.000.0118	RACORD G3/8-G1/4F NIQ.	G3/8-G1/4F NICKEL RACORD	1
5	4.0.000.0109	RACORD L G1/4 TUBO TEFLON ø6	ø6 G1/4 TEFLON TUBE L RACORD	1
6	4.0.000.0115	RACORD G3/8-G3/8 (BOMBA)	PUMP´S METAL SLEEVE	1
7	4.0.000.0040	PORTA FILTRO ENT. AGUA C/ FILTRO NIPLESS	FILTER HOLDER OF WATER INLET	1

50 - PM - CONTADOR VOLUMETRICO CONJ. VELA 2

50 - VOLUMETRIC COUNTER ASS. VELA 2

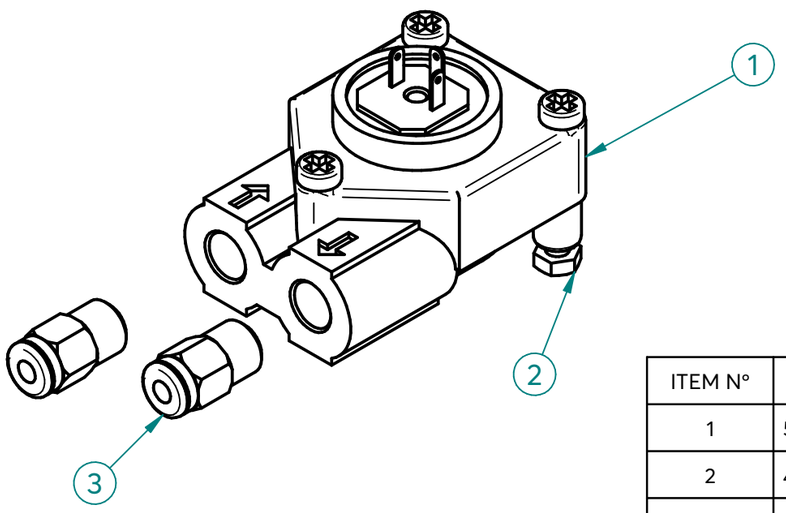

ITEM Nº	CÓDIGO	DESIGNAÇÃO	DESIGNATION	QUANT.
1	5.0.000.1012	CONTADOR VOLUMETRICO D1,15-G1/8 C/ LED	VOLUMETRIC DOSER D1,15-G1/8 W/ LED	1
2	4.2.000.9646	PARAFUSO CAB. SEXT. M4X10 INOX DIN933	SCREW M4X10 DIN933	2
3	4.0.000.0100	RACORD G1/8 TUBO TEFLON ø4	ø4 G1/8 TEFLON TUBE RACORD	2

restoranu.eu

51 - 7.0.007.0170 - CALDEIRA INOX 1,2LT 2500W CONJ. DUAL BOILER

51 - S/STEEL BOILER 1,2LT 2500W ASSEMB. DUAL BOILER

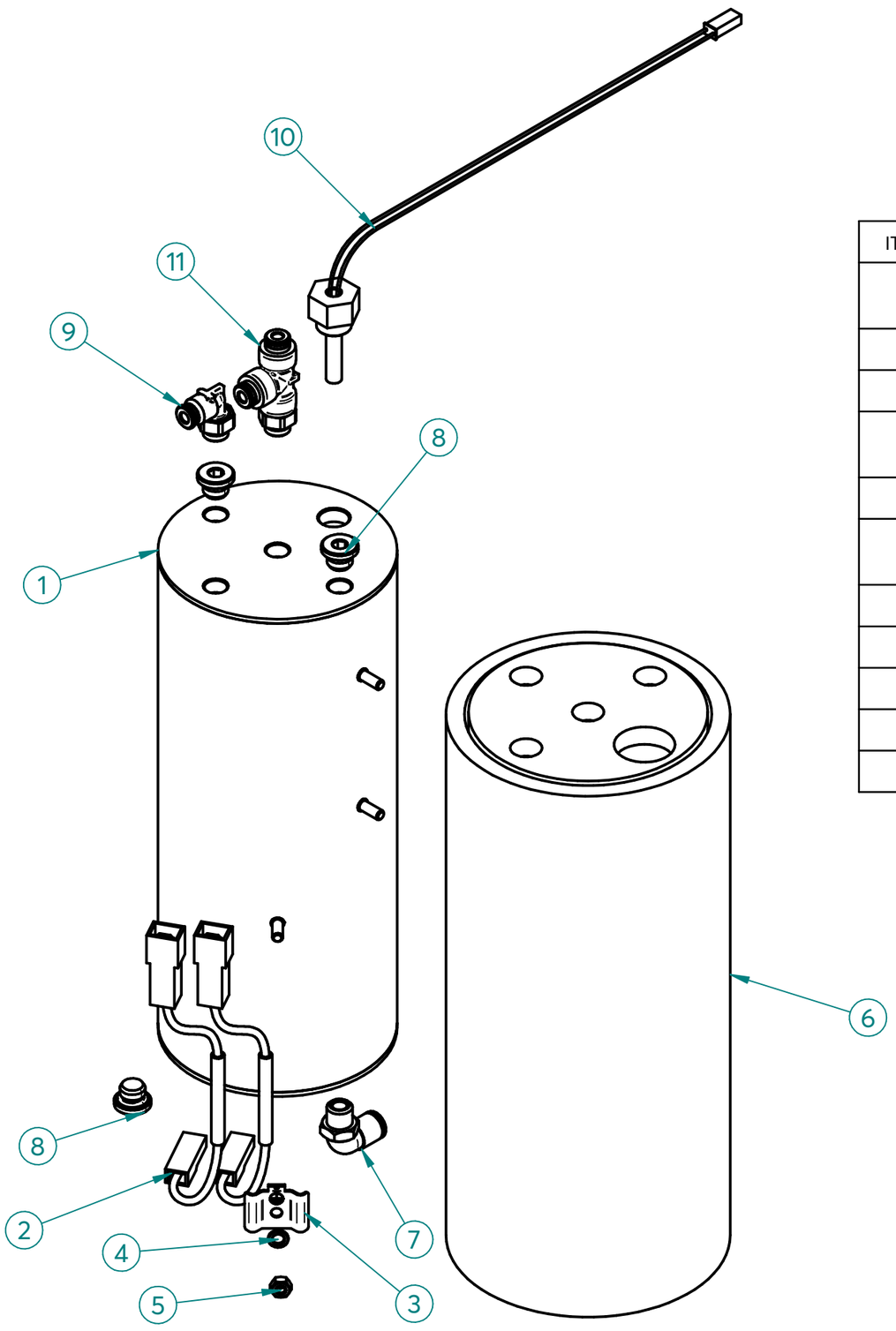

ITEM Nº	CÓDIGO	DESIGNAÇÃO	DESIGNATION	QUANT.
1	4.0.014.0063	CALDEIRA INOX 1,2LT 2500W S/ TERMOFUSIVEIS	S/STEEL BOILER 1,2LT 2500W WITHOUT THERMOFUSES	1
2	5.0.110.0037	TERMOFUSIVEL 128°C	128°C THERMOFUSE	2
3	5.0.110.0038	SUPORTE TERMOFUSIVEL	THERMOFUSE SUPPORT	1
4	4.2.000.9135	ANILHA RECART. M4 ZINC. DIN6798A	ZINC-PLATED TOOTHED WASHER M4 DIN6798A	1
5	4.2.000.9171	PORCA M4 ZINC. DIN934	M4 NUT ZINC. DIN934	1
6	4.0.000.0431	ISOLAMENTO CALDEIRA INOX OVAM 1.2LT	STAINSTEEL BOILER INSULATION OVAM 1,2 LT	1
7	4.0.000.0108	RACORD L G1/8 TUBO TEFLON ø6	ø6 G1/8 TEFLON TUBE L RACORD	1
8	4.0.000.0152	TAMPAO G1/8	G1/8 PLUG	3
9	4.0.000.0103-A	RACORD L G1/8-TUBO Ø4	"L" FITTING G1/8-TUBO Ø4	1
10	4.0.000.0941	SONDA TEMPERATURA G1/4-280MM	TEMPERATURE PROBE G1/4-280MM	1
11	4.0.000.0094	RACORD T LATERAL G1/8 TUBO ø4	T SIDE FITTING G1/8 - Ø4 PIPE	1

56 - PM - PLACA DISSIPADORA E RELÉS VELA DUAL

56 - RELAY HEATSINK BOARD ASSEMB. VELA DUAL

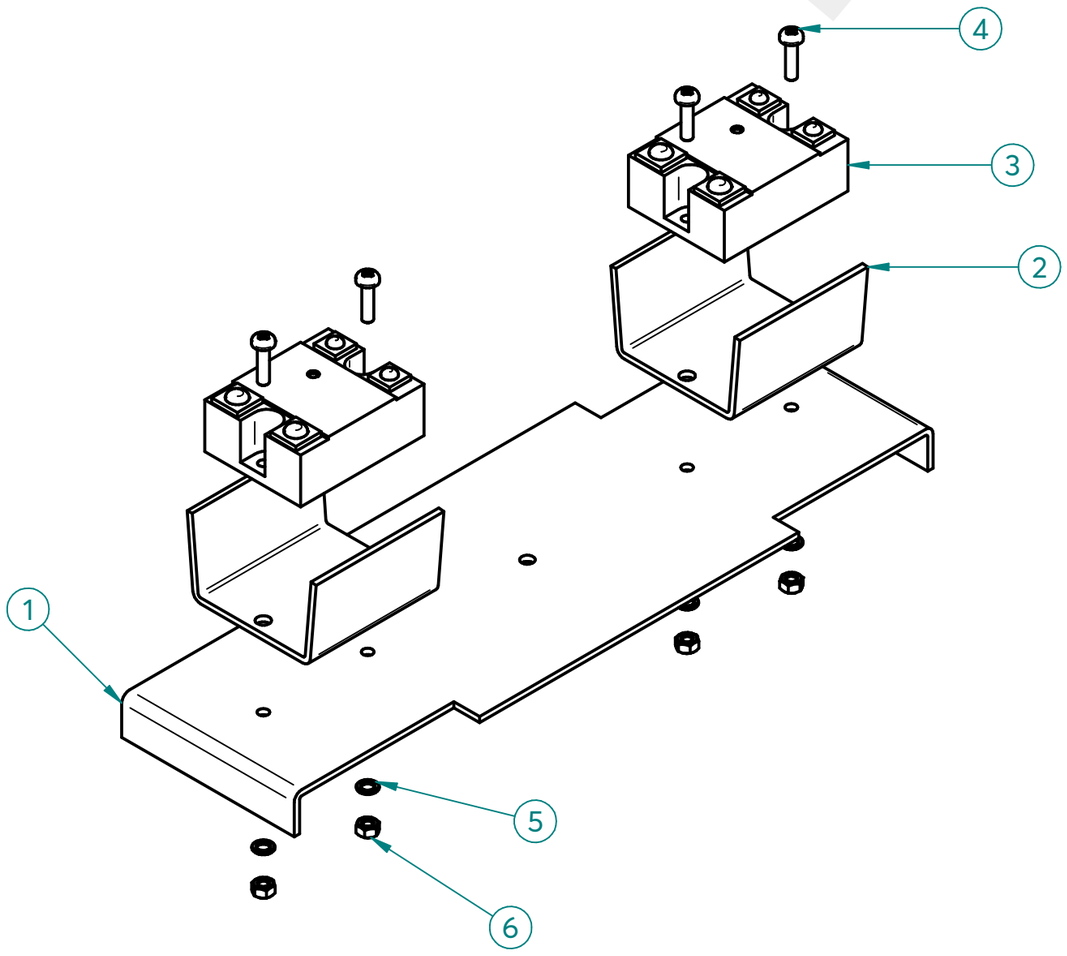

ITEM Nº	CÓDIGO	DESIGNAÇÃO	DESIGNATION	QUANT.
1	7.0.046.1037	PLACA DISSIPADORA RELES VELA DUAL V24	RELAY HEATSINK BOARD VELA DUAL V24	1
2	7.0.007.0030	DISSIPADOR RELE ESTATICO	RELAY HEATSINK	2
3	4.0.000.0991	RELE ESTATICO 25A	25A SOLID STATE RELAY	2
4	4.2.000.9122	PARAFUSO CAB. PH M4X16 ZINC. DIN7985	M4X16 ZINC. DIN7985 PH HEAD SREW	4
5	4.2.000.9135	ANILHA RECART. M4 ZINC. DIN6798A	ZINC-PLATED TOOTHED WASHER M4 DIN6798A	4
6	4.2.000.9171	PORCA M4 ZINC. DIN934	M4 NUT ZINC. DIN934	4

restoranu.eu

fiamma

RST

TÜVRheinland CERTIFIED Management System ISO 9001:2015 www.tuv.com ID 9108624282

www.fiamma.pt

This drawing may be altered without previous notice.
Os elementos deste desenho podem ser alterados sem aviso prévio.

63 - 7.0.046.0100-A - CABO H07RN-F 5G2,5-1,8M CONJ. VELA 2

63 - CABLE H07RN-F 5G2,5-1,8MT VELA 2 ASSEMB.

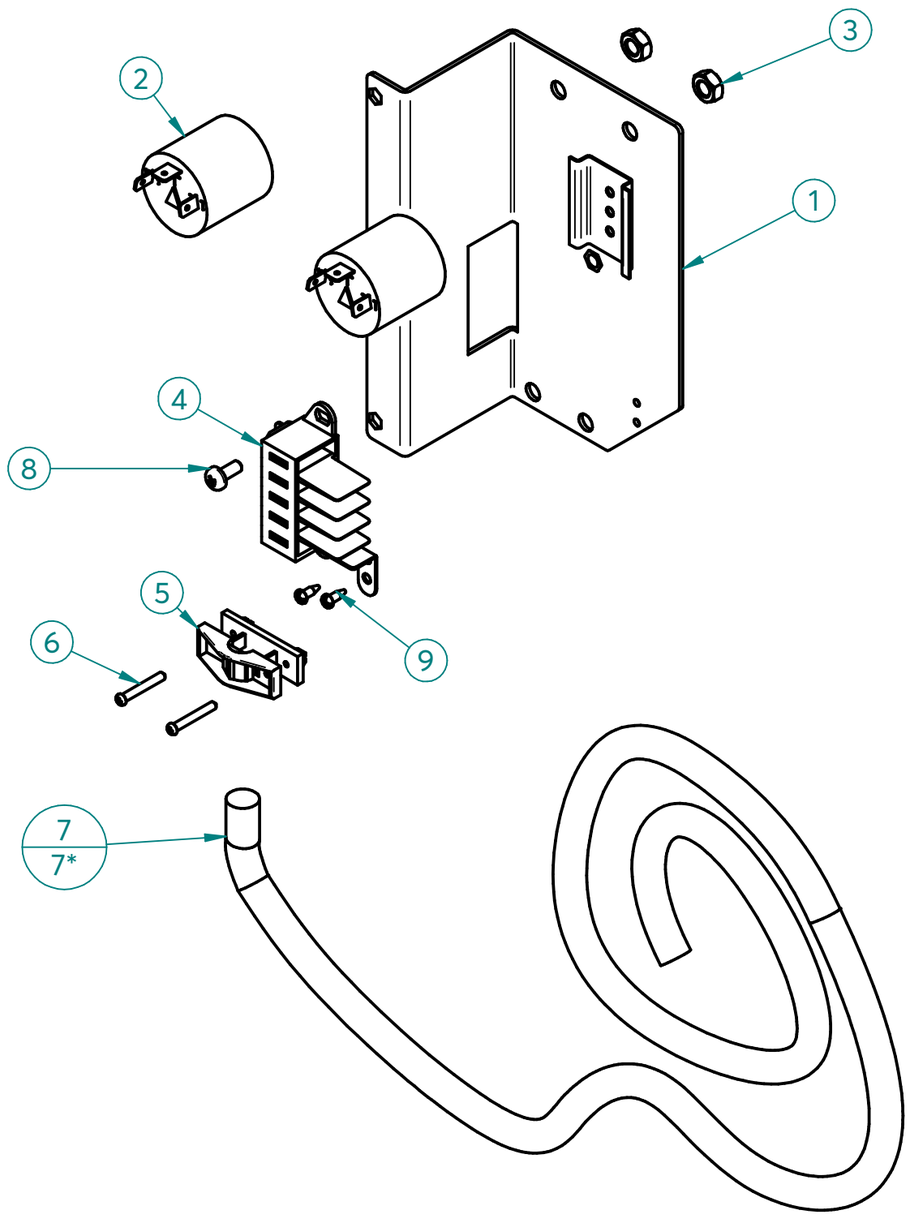

ITEM Nº	CÓDIGO	DESIGNAÇÃO	DESIGNATION	QUANT.
1	7.0.046.0036-A	SUPORTE CERRA CABOS VELA 2	CABLE SUPPORT VELA 2	1
2	4.0.000.0997	FILTRO EMC MAQ. CAFE	EMC FILTER COFFEE MACHINE	2
3	4.2.000.9174	PORCA M8 ZINC. DIN934	M8 NUT ZINC. DIN934	2
4	4.0.028.0015	LIGADOR RAPIDO 5 POLOS	FAST LINKER	1
5	4.0.000.0496	CERRA CABOS PA 268	CABLE FASTENER PA 268	1
6	4.2.000.9129	PARAFUSO ROSCA PLASTICO KB3,5X25 ZINC.	SCREW KB3,5X25	2
7	4.0.091.0010	CABO H07RN-F 5G2,5	H07RN-F 5G2,5 CABLE	1
8	4.2.000.9121	PARAFUSO CAB. PH M5X12 ZINC. DIN7985	M5X12 ZINC. PH HEAD SREW DIN 7985	1
9	4.2.000.9103	PARAFUSO ROSCA CHAPA B3,5X9,5 NIQ. DIN7981	SCREW B3,5X9,5	2

MODELO 208-240V/60HZ / *MODEL 208-240V/60HZ*

ITEM Nº	CÓDIGO	DESIGNAÇÃO	DESIGNATION	QUANT.
7*	4.2.000.9474	CABO SO-SOW 10AWGX3C 600V 90º	CABLE SO-SOW 10AWGX3C 600V 90º	1

83 - 7.0.046.1085 - PAINEL POST. CONJ. VELA 2 RETROILUM. BLACK-RAL 9005 MAT

83 - VELA 2 POSTERIOR BACKLIT PANEL BLACK-RAL 9005 ASSEMB.

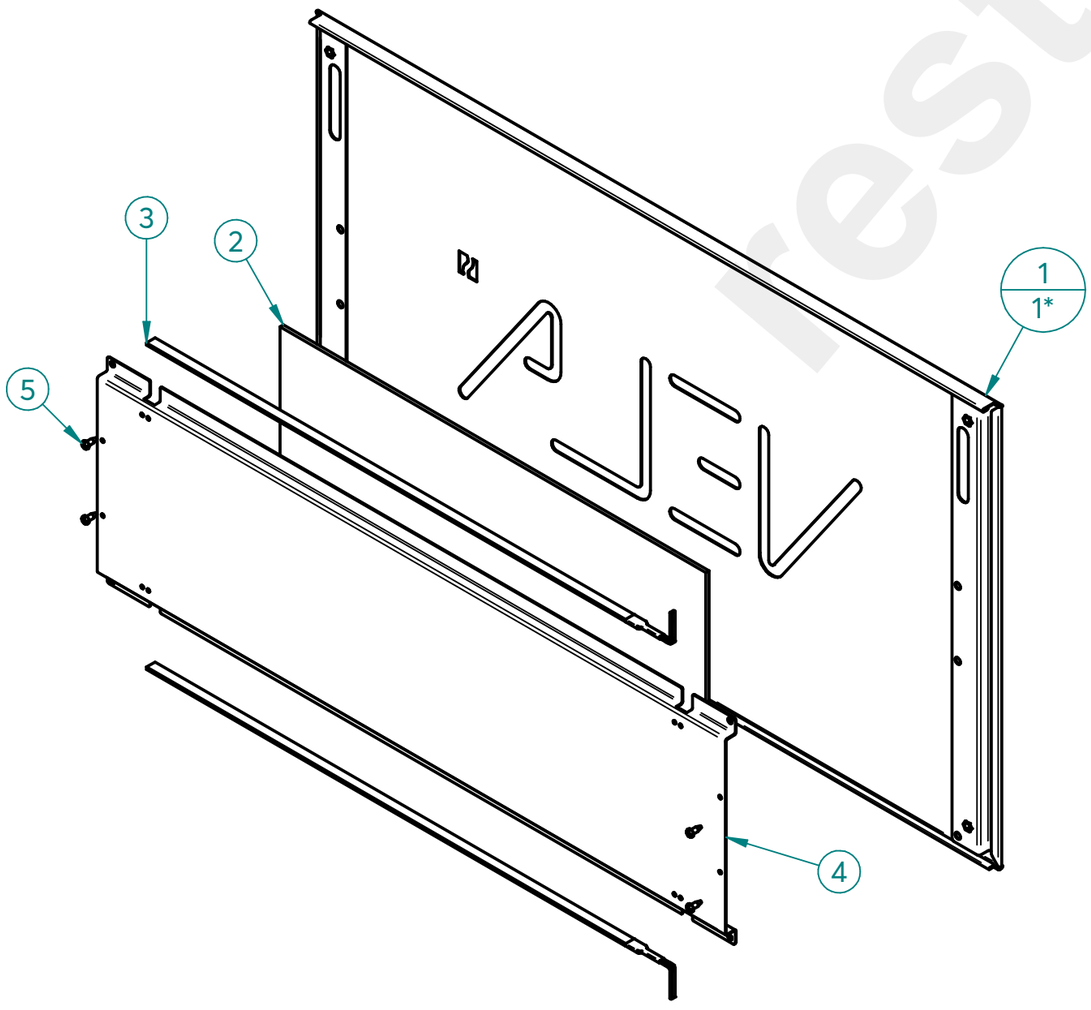

ITEM Nº	CÓDIGO	DESIGNAÇÃO	DESIGNATION	QUANT.
1	7.0.046.1080CL3	PAINEL POST. CONJ. VELA 2 V24 BLACK-RAL 9005 MAT	VELA 2 V24 BLACK-RAL 9005 MAT POSTERIOR PANEL ASSEMB.	1
2	4.0.046.1050	ACRILICO PAINEL POSTERIOR VELA	ACRILIC POSTERIOR PANEL VELA	1
3	4.0.046.1025	TIRA LED BRANCO 8MM 6000K-24V 450MM C/ CABO	WHITE LED STRIP 8MM 6000K-24V 450MM W/ CABLE	2
4	7.0.046.1044CL5	REFORÇO PAINEL POST. VELA 2 V24 WHITE-RAL 9005 MAT	POSTERIOR PANEL VELA 2 REINFORCE	1
5	4.2.000.9103	PARAFUSO ROSCA CHAPA B3,5X9,5 NIQ. DIN7981	SCREW B3,5X9,5	4

ITEM Nº	CÓDIGO	DESIGNAÇÃO	DESIGNATION	MOD./MODEL	QUANT.
1*	7.0.046.1080CL5	PAINEL POST. CONJ. VELA 2 V24 WHITE-RAL 9003 MAT	VELA 2 V24 WHITE-RAL 9003 MAT POSTERIOR PANEL ASSEMB.	MÁQUINA CAFÉ VELA 2 DUAL TC .24 WHITE / MÁQUINA CAFÉ VELA 2 DUAL .24 WHITE	1

Management System ISO 9001:2015
TÜVRheinland CERTIFIED
www.tuv.com ID 9108624282

www.fiamma.pt

This drawing may be altered without previous notice.
Os elementos deste desenho podem ser alterados sem aviso prévio.

86 - PM - TABULEIRO SUPERIOR CONJ. VELA 2

86 - UPPER TRAY VELA 2 ASSEMB.

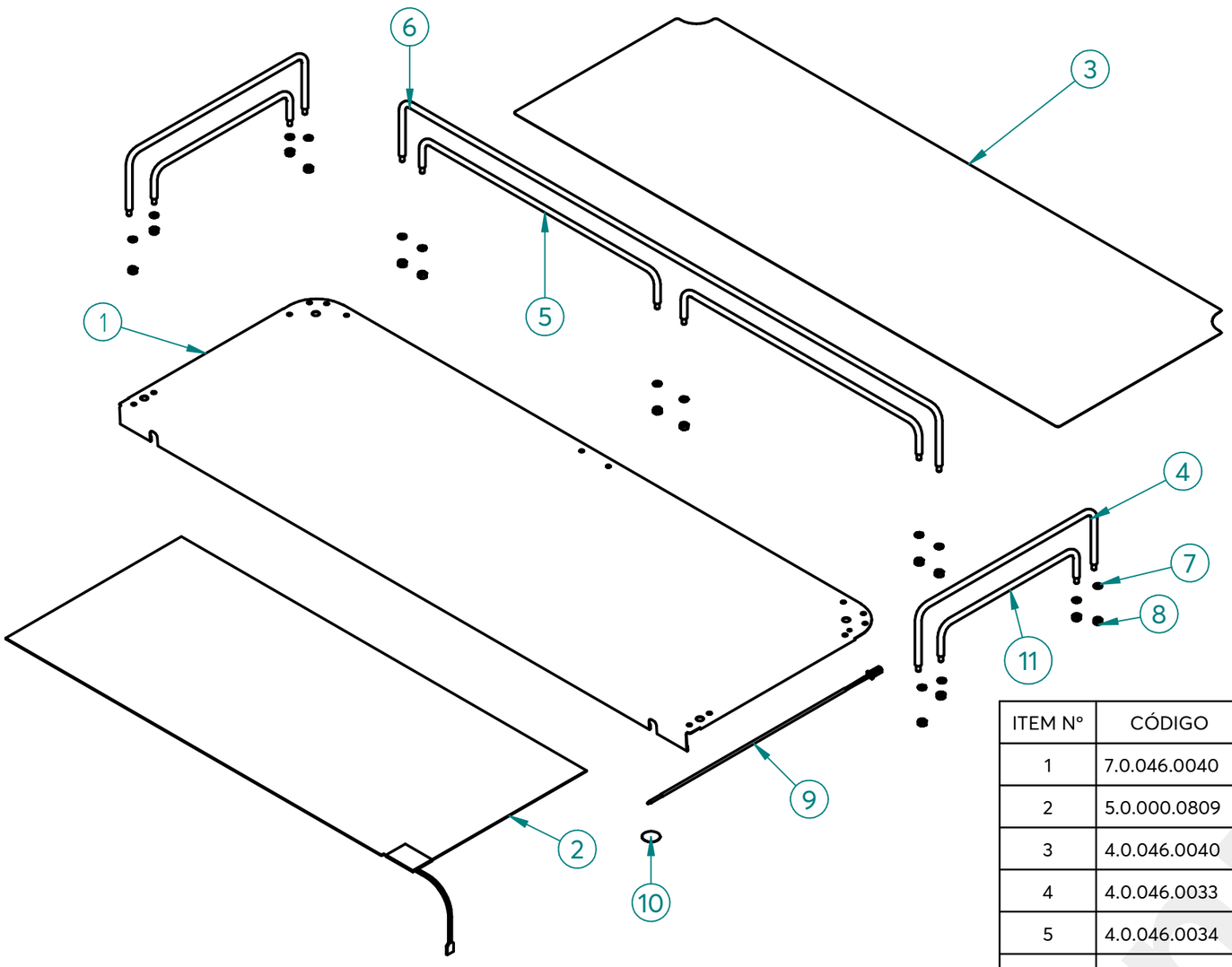

ITEM Nº	CÓDIGO	DESIGNAÇÃO	DESIGNATION	QUANT.
1	7.0.046.0040	TABULEIRO SUPERIOR VELA2	VELA 2 UPPER TRAY	1
2	5.0.000.0809	RESIST. ESCALDA CHAV. 530X230MM 75W 230V	HEATING ELEMENT FOR CUP HEATING	1
3	4.0.046.0040	GRELHA TABULEIRO SUPERIOR VELA 2	UPPER TRAY GRID - VELA 2	1
4	4.0.046.0033	ARAME LATERAL SUP .TAB. SUP. VELA 2	LATERAL GRID - VELA 2	2
5	4.0.046.0034	ARAME POSTERIOR INF. TAB. SUP. VELA 2	POSTERIOR INFERIOR GRID - VELA 2	2
6	4.0.046.0036	ARAME POSTERIOR SUP. TAB. SUP. VELA 2	POSTERIOR UPPER GRID - VELA 2	1
7	4.0.001.0055	ANILHA RECART. M4 INOX DIN6798A	KNUCKLE WASHER M4 DIN6798A	14
8	4.0.001.0053	PORCA M4 INOX DIN934	M4 NUT STAINLESS STEEL DIN934	14
9	5.0.000.0811	SONDA TEMP. ESCALDA CHAV.	CUP HEATING TEMP. PROBE	1
10	5.0.000.0812	ADESIVO SONDA TEMP. ESCALDA CHAV.	ADHESIVE TEMP. PROBE CUP HEATING	1
11	4.0.046.0031	ARAME LATERAL INF. TAB. SUP. VELA 2	POSTERIOR INFERIOR GRID - VELA 2	2

94 - 5.0.000.0630 - PORTA FILTRO INOX CONJ. RST BRANCO - 2 BICAS

94 - FILTER HOLD. STAINLESS ST ASSEMB. RST WHITE - 2 COFFEE CUP

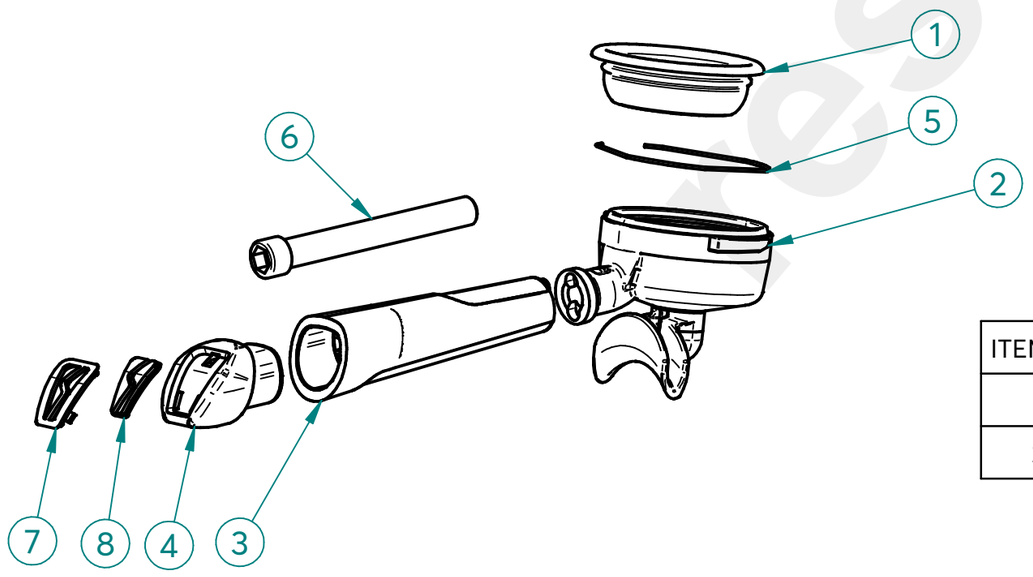

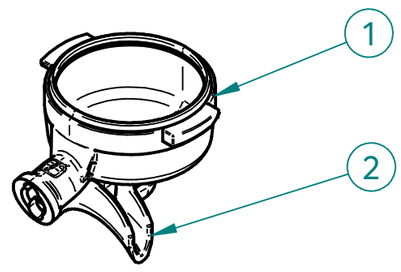

ITEM Nº	CÓDIGO	DESIGNAÇÃO	DESIGNATION	QUANT.
1	4.0.000.0752	CORPO PORTA FILTRO INOX	BODY FILTER HOLDER STAINLESS STEEL	1
2	4.0.000.0754	DISTRIBUIDOR INOX 2 BICAS	DOUBLE SPOUT STAINLESS STEEL	1

ITEM Nº	CÓDIGO	DESIGNAÇÃO	DESIGNATION	QUANT.
1	5.0.000.0173	FILTRO 2 BICAS 12 GR	2 COFFEES FILTER 12 GR	1
2	4.0.000.0751	PORTA FILTRO INOX 2 BICAS	FILTER HOLD. STAINLESS ST - 2 COFFEE CUP	1
3	4.0.007.0160-A	PUNHO PORTA FILTRO RST NV	FILTER HOLDER HANDLE RST NV	2
4	4.0.007.0163	TAMPAO CROMADO PUNHO PORTA FILTRO RST NV	CHROME FILTER HOLDER HANDLE RST	1
5	5.0.000.0411	MOLA PORTA FILTRO 1,2MM	FILTER HOLDER SPRING	1
6	4.0.007.0149	PARAFUSO UMBR. M12X100 ZINC. DIN912	CYLIND. HEAD SCREW W/ HEX. SOCKET M12X100 ZINC. DIN912	1
7	4.0.007.0166	INSERTO TAMPAO PUNHO PORTA FILTRO RST NV	INSERT FILTER HOLDER HANDLE RST	1
8	4.0.007.0170	SIMBOLO FIAMMA BRANCO PUNHO PORTA FILTRO RST NV	WHITE SYMBOL FIAMMA FILTER HOLDER HANDLE RST	1

Management System ISO 9001:2015 TÜVRheinland CERTIFIED www.tuv.com ID 9108624282

www.fiamma.pt

This drawing may be altered without previous notice.
Os elementos deste desenho podem ser alterados sem aviso prévio.

MÁQ. CAFÉ VELA 2 DUAL

ESPRESSO COFFEE MACHINE VELA 2 DUAL

R01

95 - 5.0.000.0627-A - PORTA FILTRO INOX CONJ. RST BRANCO - 1 BICA

95 - FILTER HOLD. STAINLESS ST ASSEMB. RST WHITE - 1 COFFEE CUP

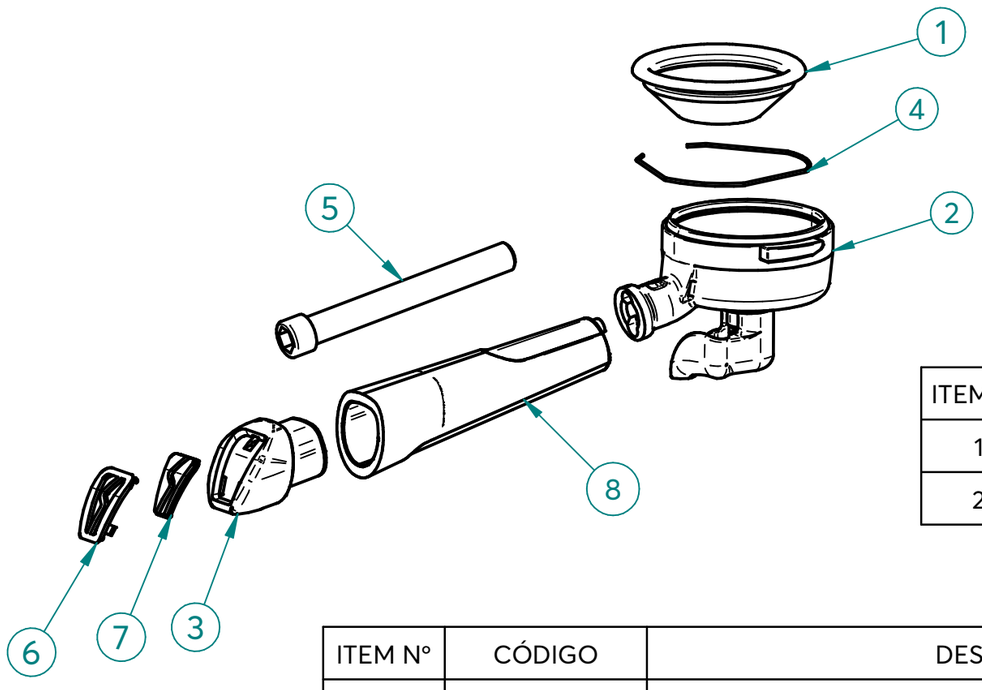

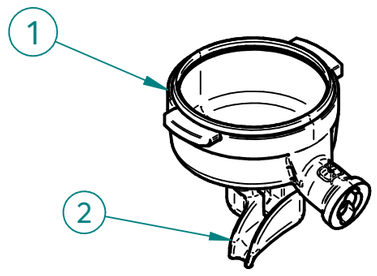

ITEM Nº	CÓDIGO	DESIGNAÇÃO	DESIGNATION	QUANT.
1	4.0.000.0752	CORPO PORTA FILTRO INOX	BODY FILTER HOLDER STAINLESS STEEL	1
2	4.0.000.0756	DISTRIBUIDOR INOX 1 BICA EM L	L SINGLE SPOUT TAINLESS STEEL	1

ITEM Nº	CÓDIGO	DESIGNAÇÃO	DESIGNATION	QUANT.
1	5.0.000.0162	FILTRO 1 BICA 6GR NV	6GR 1 CUP FILTER	1
2	4.0.000.0755	PORTA FILTRO INOX 1 BICA EM L	FILTER HOLD. STAINLESS ST - 1 COFFEE CUP IN L	1
3	4.0.007.0163	TAMPAO CROMADO PUNHO PORTA FILTRO RST NV	CHROME FILTER HOLDER HANDLE RST	1
4	5.0.000.0411	MOLA PORTA FILTRO 1,2MM	FILTER HOLDER SPRING	1
5	4.0.007.0149	PARAFUSO UMBR. M12X100 ZINC. DIN912	CYLIND. HEAD SCREW W/ HEX. SOCKET M12X100 ZINC. DIN912	1
6	4.0.007.0166	INSERTO TAMPAO PUNHO PORTA FILTRO RST NV	INSERT FILTER HOLDER HANDLE RST	1
7	4.0.007.0170	SIMBOLO FIAMMA BRANCO PUNHO PORTA FILTRO RST NV	WHITE SYMBOL FIAMMA FILTER HOLDER HANDLE RST	1
8	4.0.007.0160-A	PUNHO PORTA FILTRO RST NV	FILTER HOLDER HANDLE RST NV	1

restored

MB „Restoranų įranga" · Vito Gerulaičio 1-59, LT-08200 Vilnius · +370 614 89888 · info@restoranu.eu · www.restoranu.eu

fiamma

RST

TÜVRheinland CERTIFIED Management System ISO 9001:2015

www.fiamma.pt

ESQUEMA ELECTRICO

Electric Scheme

MÁQ. CAFÉ VELA 2 DUAL

ESPRESSO COFFEE MACHINE VELA 2 DUAL

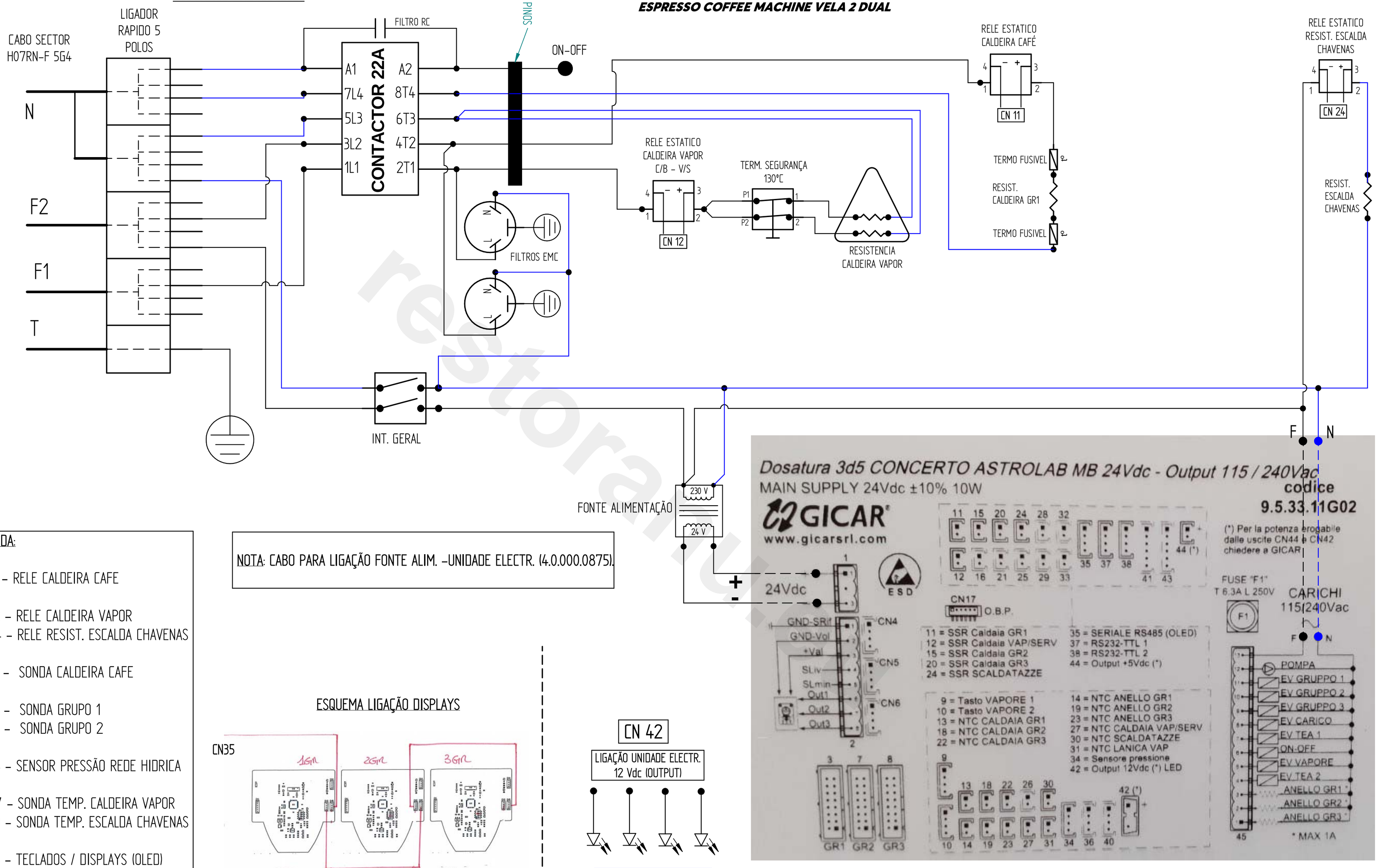

LEGENDA:

CN 11 - RELE CALDEIRA CAFE

CN 12 - RELE CALDEIRA VAPOR
CN 24 - RELE RESIST. ESCALDA CHAVENAS

CN 13 - SONDA CALDEIRA CAFE

CN 14 - SONDA GRUPO 1
CN 19 - SONDA GRUPO 2

CN 34 - SENSOR PRESSÃO REDE HIDRICA

CN 27 - SONDA TEMP. CALDEIRA VAPOR
CN 30 - SONDA TEMP. ESCALDA CHAVENAS

CN 35 - TECLADOS / DISPLAYS (OLED)

NOTA: CABO PARA LIGAÇÃO FONTE ALIM. -UNIDADE ELECTR. (4.0.000.0875).

ESQUEMA LIGAÇÃO DISPLAYS

CN 42

LIGAÇÃO UNIDADE ELECTR. 12 Vdc (OUTPUT)

4 LEDS ø16-0.36W

This drawing may be altered without previous notice.
Os elementos deste desenho podem ser alterados sem aviso prévio.

R01